

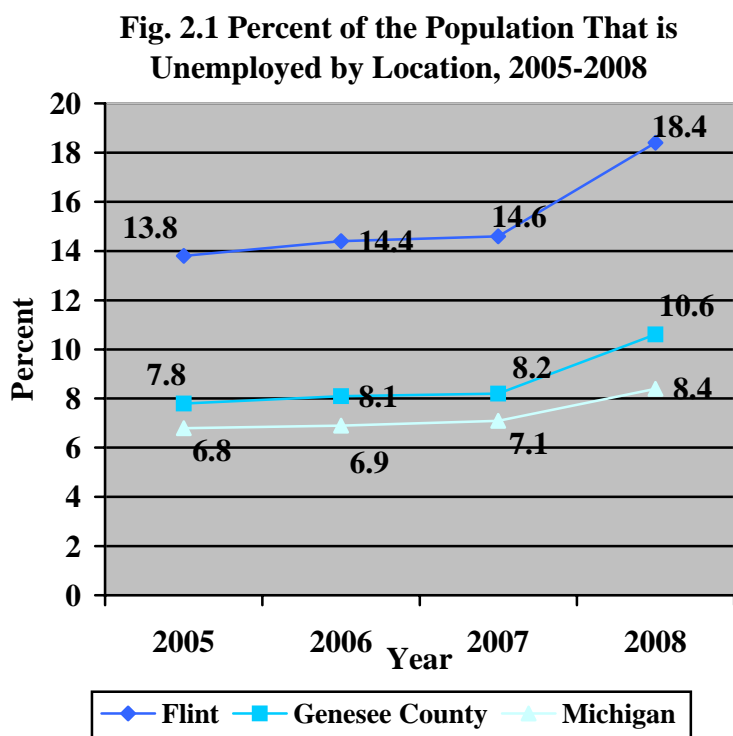
CHAPTER 2:

Socioeconomic Characteristics

Socioeconomic measures such as income, education, and employment are associated with health status. These factors influence health in a variety of ways and are important indicators of a community's overall health. Like other areas of Michigan and the United States, there are marked differences in indicators of socioeconomic status between the urban and suburban areas of Genesee County. In particular, Flint has seen a dramatic shift in socioeconomic status over the last 20 to 30 years and has been plagued by higher unemployment and poverty rates than Genesee County as a whole.

EMPLOYMENT AND INCOME

Unemployment



- ◆ Flint's unemployment rates from 2005-2008 are consistently higher than Genesee County and Michigan.
- ◆ The rate of unemployment in Genesee County as a whole is slightly higher than Michigan for years 2005-2008.
- ◆ The City of Flint has seen out-migration of jobs and residents.
- ◆ There was a significant increase in unemployment between 2007 and 2008 for the City of Flint, Genesee County and the State of Michigan. Increases in unemployment were also seen nationally.

Source: Michigan Department of Labor & Economic Growth, Employment Service Agency

Income

- ◆ The median household income for Genesee County in 2007 was almost \$5,000 less than the median household income for Michigan and over \$7,000 less than the United States.
- ◆ The City of Flint’s median household income was nearly \$22,000 less than the median income for Genesee County as a whole.

Source: U.S. Census Bureau, 2007 American Community

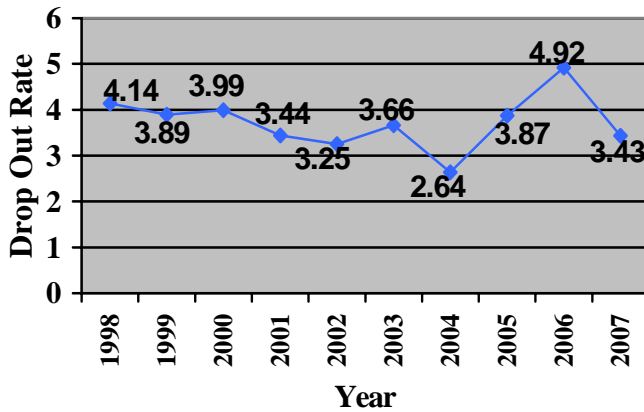
Fig. 2.2 Median Household Income (2007)	
City of Flint	\$26,143
Genesee County	\$43,112
Michigan	\$47,950
United States	\$50,740

Survey

EDUCATION

High School Drop Out

Fig. 2.3 Average High School Drop Out Rates, Genesee County, 1998-2007

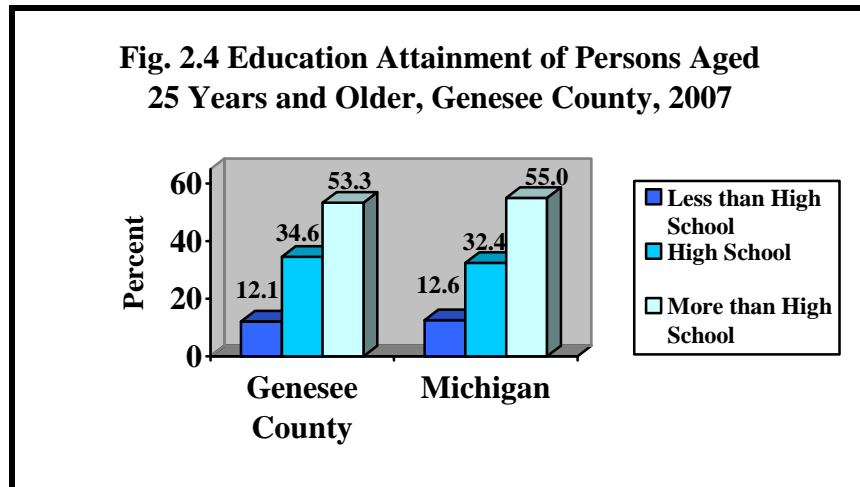


- ◆ Although they vary year to year, high school drop out rates generally decreased in the 10 year period shown.

Source: Statistical Summary 2008-2009, Genesee Intermediate School District

Educational Attainment

- ◆ Genesee County had a similar proportion of people who attained less than a high school education or a high school education as the State of Michigan. The percentage of people who have had more than a high school education is slightly lower in Genesee County compared to the State.

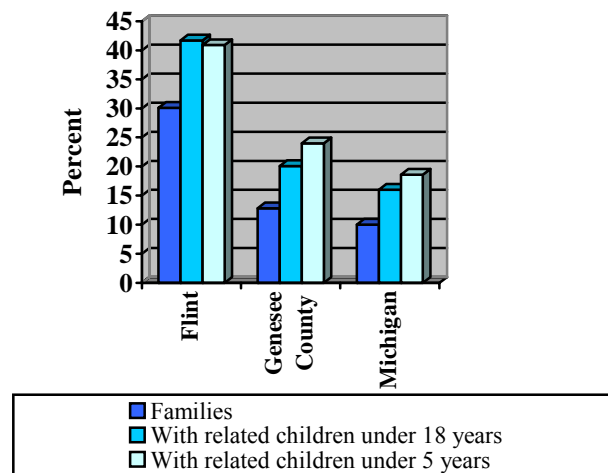


Source: U.S. Census Bureau, 2007 American Community Survey

POVERTY

- ◆ In 2007, 9.3% of Genesee County residents 18 years and over and 19.9% of City of Flint residents over 18 years had incomes that were below the poverty level, compared to 9% of Michigan residents 18 years and over.

Fig. 2.5 Percent of Families Below Poverty Level, 2007



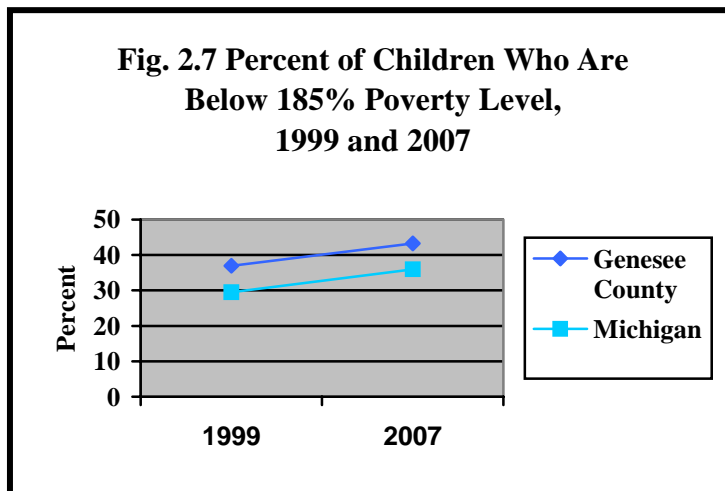
Source: U.S. Census Bureau, 2007 American Community Survey

- ◆ The indicators below suggest that the socioeconomic status of Genesee County children has decreased from 2002-2003 to 2007-2008. However, because of limited data and possible program changes, it is difficult to ascertain whether that is the case.
- ◆ The percentage of students receiving free/reduced-price school lunches and percentage of children receiving food assistance in 2007-2008 in Genesee County are higher than the overall State rates.

Fig. 2.6 Socioeconomic Status of Children			
	Genesee County		Michigan
	2002-2003	2007-2008	2007-2008
Percent of students receiving free/reduced-priced school lunches	38.6%	40.4%	37.4%
	Genesee County		Michigan
	2002	2007	2007
Percent of children receiving food assistance	21.1%	29.3%	20.6%
Percent of children, ages 0-12 years, in subsidized child care	11,064	8,719	101,346

Source: Kids Count in Michigan Data Book, 2007

- ◆ Both Genesee County and Michigan have seen an increase in the proportion of children who are below 185% poverty level from 1999 to 2007. The percentage of children who are below 185% poverty level is higher for Genesee County than in Michigan as a whole.



Source: U.S. Census Bureau, American Community Survey, 2007