

# CHAPTER 7:

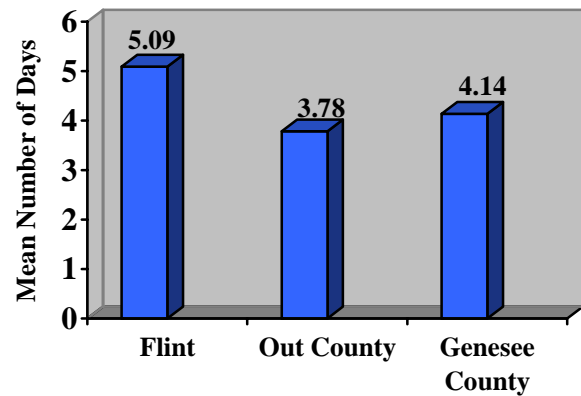
## Social and Mental Health

Because health is not only the absence of physical disease, it is important to consider mental health status and other indicators of social health when assessing a community’s overall health. Also, those factors which influence mental health status, including substance abuse, violence, and other safety issues, may also affect physical health.

### MENTAL HEALTH STATUS

- ◆ As shown in Figure 7.1, Flint residents reported significantly more days where their mental health status was not good than Out County residents.
- ◆ In Genesee County, females were more likely to report more days where their mental health status was not good than males.
- ◆ Mental health status varied by age in Genesee County, with reported number of days where mental health status was not good decreasing as age increased.

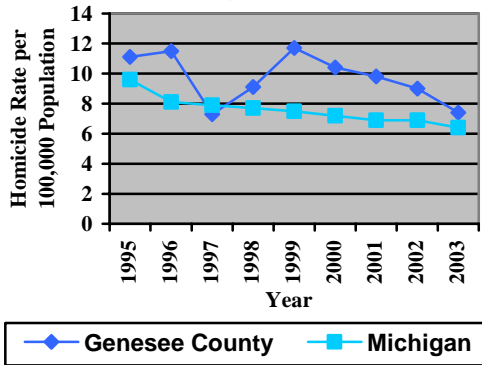
**Fig. 7.1 Mean Number of Days Mental Health Was Not Good in the Past 30 Days by Location, 2003**



Source: Speak to Your Health! Community Survey, 2003, Prevention Research Center of Michigan

## HOMICIDE

**Fig. 7.2 Age-Adjusted Homicide Rates, Genesee County and Michigan, 1995-2003**



Note: In 1999 the coding and classification for underlying cause of death was changed to reflect changing medical opinion and practice. This change should have little or no impact on the comparisons of mortality statistics for this particular cause of death over time. Source: Michigan Department of Community Health

- ◆ Overall, Genesee County’s homicide rate has fluctuated over the 9 year period shown. Since 1999, the homicide rate has been steadily decreasing.
- ◆ From 1995-2003, the homicide rate for Michigan has been on a slight, but steady decline.

## CHILD ABUSE AND NEGLECT

- ◆ According to the data in Figure 7.3, Genesee County has some of the highest rates of confirmed victims of child abuse or neglect in Michigan.

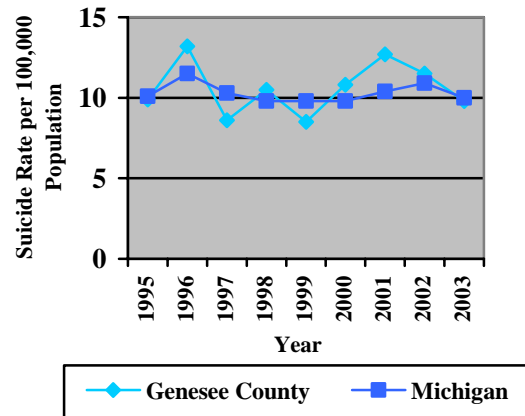
<b>Fig. 7.3 Child Abuse and Neglect, Genesee County, Fiscal Year 2002</b>			
	<b>Number</b>	<b>Rate (per 1,000)</b>	<b>Rank*</b>
<b>Children in investigated families</b>	11,368	95.0	71 of 83
<b>Confirmed Victims of Abuse or Neglect</b>	2,522	21.1	76 of 82

\*Rank is out of Michigan’s 83 counties. A rank of 1 means a county has the best rate compared to other counties in the state. Source: Kids Count in Michigan Data Book, 2003

## SUICIDE

- ◆ From 1995-2003, there were large fluctuations in Genesee County's suicide rate, unlike Michigan, whose suicide rate was fairly steady.
- ◆ The highest suicide rate in this time period for both Genesee County (13.2 per 100,000) and Michigan (11.5 per 100,000) occurred in 1996.
- ◆ In 2003, in Genesee County, there were 4 people under the age of 25 years who committed suicide. Due to the small number, a reliable age-specific rate cannot be calculated.

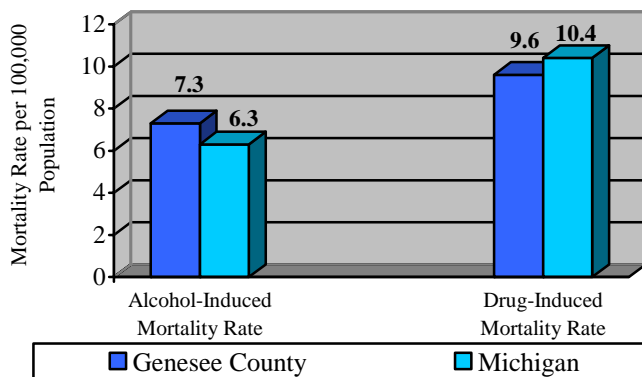
**Fig.7.4 Age-Adjusted Suicide Rates for Genesee County and Michigan, 1995-2003**



Note: In 1999 the coding and classification for underlying cause of death was changed to reflect changing medical opinion and practice. This change should have little or no impact on the comparisons of mortality statistics for this particular cause of death over time. Source: Michigan Department of Community Health

## ALCOHOL AND DRUG-INDUCED DEATHS

**Fig. 7.5 Age-Adjusted Alcohol and Drug-Induced Mortality Rates, Genesee County and Michigan, 2003**



- ◆ In 2003, Genesee County had a slightly higher rate of alcohol-induced deaths than Michigan, while the County had lower rates of drug-induced deaths than the State.

Source: Michigan Department of Community Health

- ◆ Alcohol-involved traffic crashes are a significant public health issue. The reported alcohol-involved fatal traffic crashes in Genesee County accounted for nearly 7% of all such crashes in the State of Michigan in 2003.

<b>Fig. 7.6 Reported Alcohol Involved Traffic Crashes, Genesee County, 2003</b>						
	<b>All</b>	<b>Fatal</b>	<b>Injury</b>	<b>Property Damage</b>	<b>Persons Killed</b>	<b>Persons Injured</b>
<b>Genesee County</b>	798	25	367	406	26	534

Source: Michigan Office of Highway Safety and Planning