

# CHAPTER 4:

## Quality of Life

*Health is a state of complete physical, mental, and social well-being and not merely the absence of disease or infirmity.*

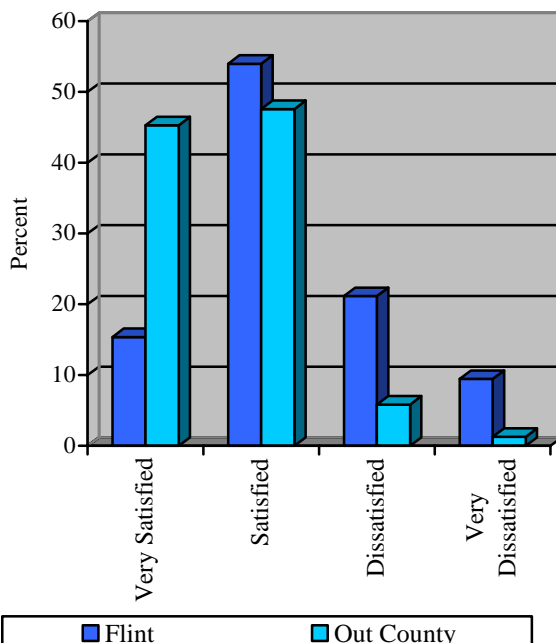
**-World Health Organization**

When we are concerned with promoting good health, we must also be concerned with those other facets of life that contribute to health and overall well-being. This chapter presents data on neighborhood conditions, such as fear of crime and neighborhood participation, as well as civic participation and satisfaction with health care in Flint and Genesee County, which all affect quality of life.

### NEIGHBORHOOD CONDITIONS

#### Neighborhood Satisfaction

**Fig. 4.1 Neighborhood Satisfaction, Genesee County, 2003**




- ◆ Almost 70% (69.4) of Flint residents and 92.9% of Out County residents said they were *very satisfied* or *satisfied* with the quality of life in their neighborhood.
- ◆ Three-quarters (74.9%) of Flint and 91.2% of Out County residents *strongly agreed* or *agreed* that people in their neighborhood are willing to help their neighbors.
- ◆ In Flint, 60.2% of residents and 89.0% of Out County residents *strongly agreed* or *agreed* that people in their neighborhood can be trusted.

Source: Speak to Your Health! Community Survey, 2003, Prevention Research Center of Michigan

**Neighborhood Safety**

**Fig. 4.2 Percent of Residents Who Rate Walking in Their Neighborhood After Dark as Extremely or Somewhat Dangerous by ZIP Code, Genesee County, 2003**



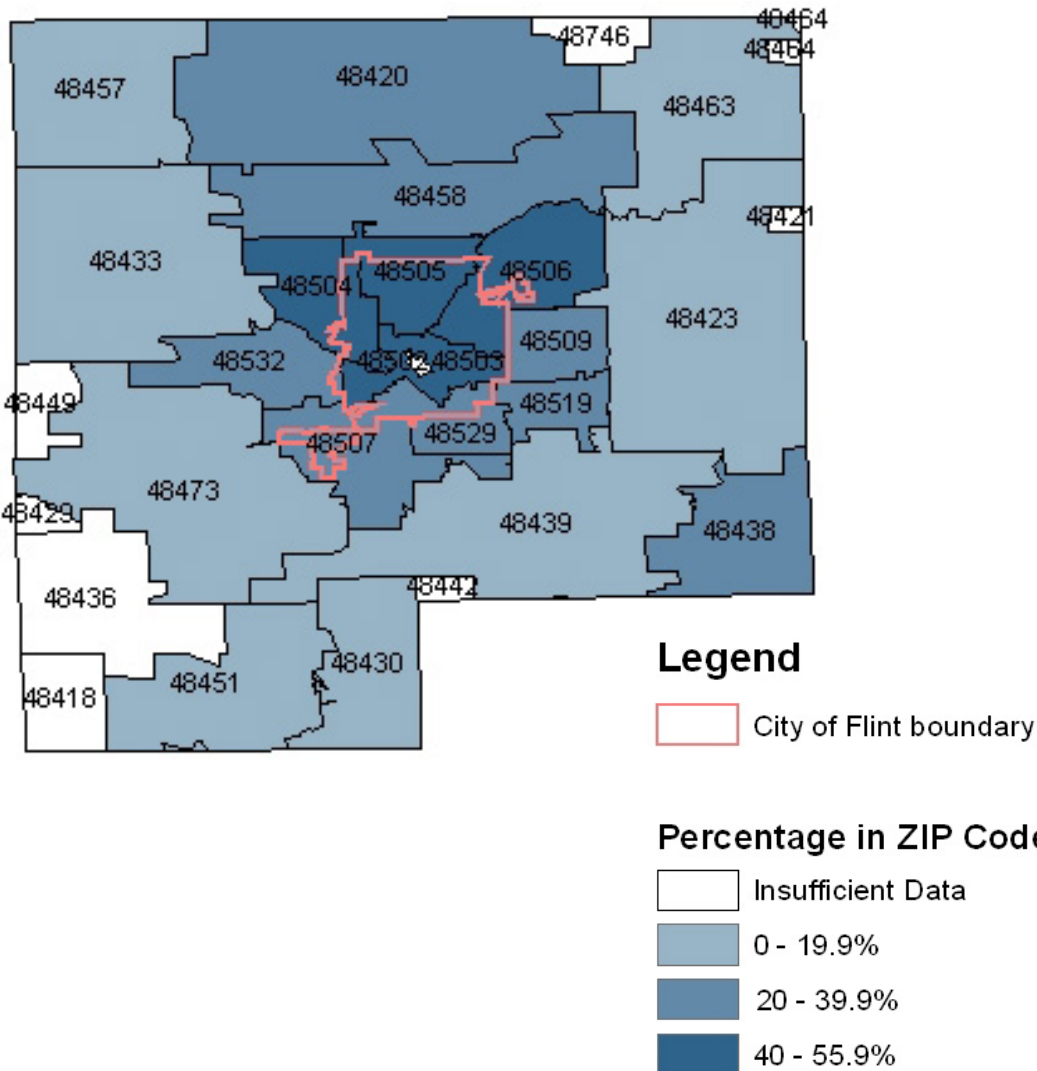
Source: Speak to Your Health! Community Survey, 2003, Prevention Research Center of Michigan

- ◆ Nearly one-half (49.9%) of Flint residents said that it was *extremely* or *somewhat* dangerous to walk around alone in their neighborhood after dark.
- ◆ The percent of Out County residents who reported this was substantially lower (13.6%).

**Fear of Crime**

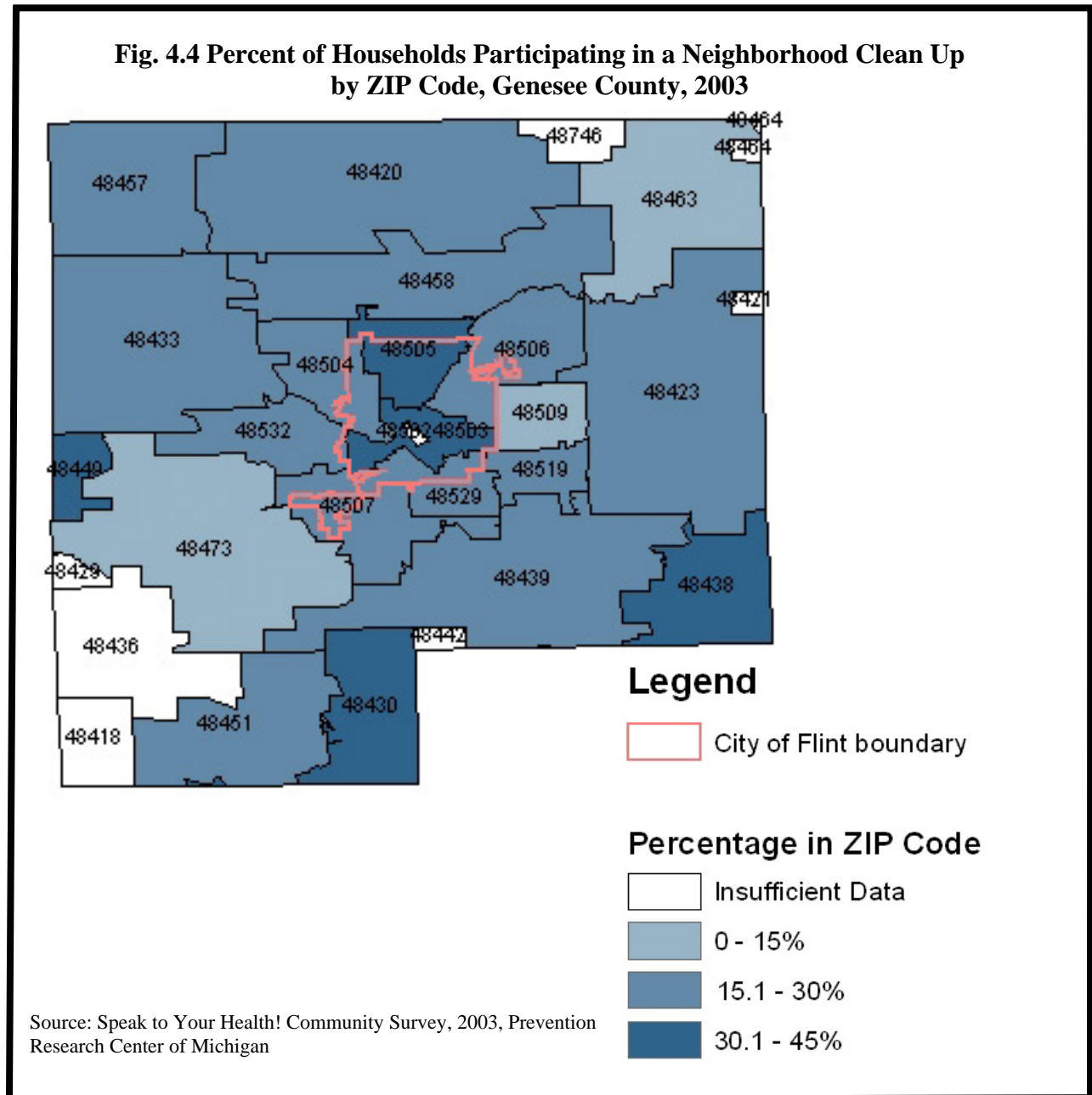
- ◆ Almost 50% (48.5) of City of Flint residents said that they were *very* or *somewhat* fearful of crime in their neighborhood. Only 19% of Out County residents reported this.
- ◆ In Flint, 50.9% of Whites and 46.7% African Americans compared to only 24.4% of African Americans and 17.8% of Whites in Out County areas said they were *very* or *somewhat* fearful of crime in their neighborhood.

**Fig. 4.3 Percent of Residents Who Are Very or Somewhat Fearful of Crime in Their Neighborhood by ZIP Code, Genesee County, 2003**



Source: Speak to Your Health! Community Survey, 2003, Prevention Research Center of Michigan

**Neighborhood Participation**



- ◆ In a 2003 Genesee County survey, nearly 80% (78.8) of households in Flint and 75.8% of Out County households reported that at least one member of their household had participated in one or more neighborhood activities, such as a community garden, neighborhood crime watch, beautification project, or neighborhood clean-up.
- ◆ The survey also showed that households where the respondent identified as African American were more likely to participate in a neighborhood activity and participated in more activities, on average, than households where the respondents identified as White.

## CIVIC PARTICIPATION

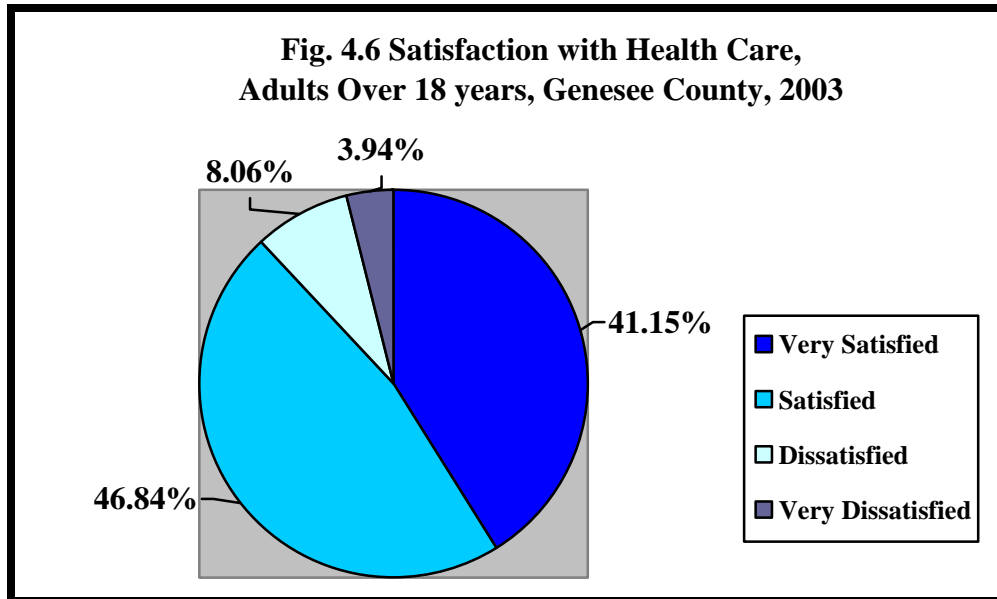
### Percent of Registered Voters in Genesee County Who Vote

| Fig. 4.5 Percent of Registered Voters in Genesee County Who Vote, 2004 |         |                                   |
|--|---------|-----------------------------------|
|  | Percent | Number of Total Registered Voters |
| August 3, 2004 Election*   | 19.2%   | 326, 456                          |
| November 2, 2004 Election**  | 64.0%   | 335, 361                          |

\*Current as of 8/6/04. \*\* Current as of 11/5/04. Source: Genesee County Clerk's Office

## SATISFACTION WITH HEALTH CARE

- ◆ Nearly 88% of Genesee County residents reported they were *very satisfied* or *satisfied* with the health care they received.



Source: Speak to Your Health! Community Survey, 2003, Prevention Research Center of Michigan