

# CHAPTER 3:

## Health Resource Availability

Appropriate health care has a major influence on health. Adequate access to health care is related to timely screening for disease, receiving treatment for illness or injury, avoiding preventable hospitalizations, and adopting healthier lifestyles. However, there are many factors that influence whether appropriate and timely health care is obtained. One of these is the health resource availability in a community. In addition, even in areas where adequate health care capacity exists, barriers to care such as lack of health care coverage, cost of care, and difficulty with transportation may exist and prevent the full potential of health resources from being utilized. This section presents the health system capacity in Genesee County, as well as barriers to access to health care.

### HEALTH SYSTEM CAPACITY

#### Health System Facilities

##### Inventory of Health Care Facilities 2004

Number of Hospitals: 3

Total Number of Licensed Hospital Beds: 1,161

Number of Licensed Hospital Beds rate per total population: 266.2 per 100,000 population\*

Nursing Home Long-Term Care Facilities: 13

Hospital Long-Term Care Units: 1

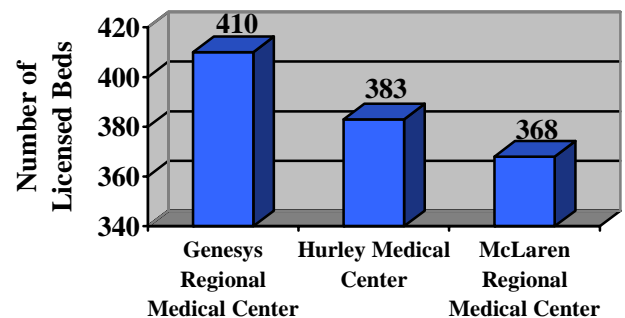
Long-Term Care Beds: 1,549

Long-Term Care Facility Occupancy Rate: 91.9%

Home Health Agencies: 8

Hospice (non-residential): 5

**Fig. 3.1 Licensed Hospital Beds in Genesee County by Hospital, 2004**



Source: Bureau of Health Systems, Michigan Department of Community Health

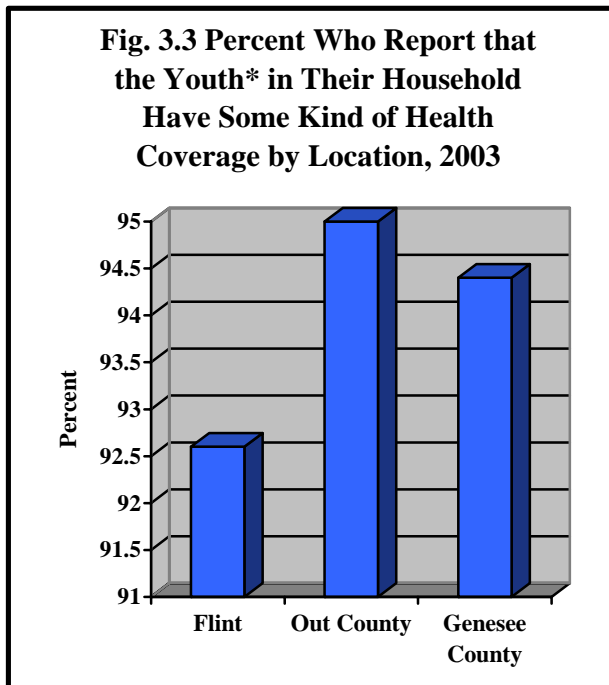
\*Based on Census 2000 population. Source: Bureau of Health Systems, Michigan Department of Community Health; Genesee County Health Department

### Health System Personnel

<b>Fig. 3.2 Licensed Health System Personnel Inventory*, Genesee County, 2004</b>	
<b>Physicians</b>	253.8 licensed physicians per 100,000 population**
<b>Dentists</b>	56.2 licensed dentists per 100,000 population**
<b>Nurse Practitioners</b>	68
<b>Nurses</b>	4,703 R.N. 1,203 L.P.N.
<b>Physician's Assistants</b>	76

\*It is unknown whether or not health professionals who are licensed in Genesee County actually practice in the County. Numbers above indicate those health professionals who provided an address (whether it is work or home address is unknown) that is in Genesee County on their license application. \*\* Based on Census 2000 population. Source: Bureau of Health Professions, Michigan Department of Community Health

### HEALTH CARE COVERAGE



- ◆ In a 2003 Genesee County survey, 95.0% of respondents living in Out County areas reported that the youth 17 years and younger in their household had some type of health care coverage, while 92.6% of City of Flint respondents reported this. Overall, 94.4% of Genesee County respondents reported that youth 17 years and younger in their household had some type of health care coverage.

\*Youth ages 17 years and under. Note: Question was only asked of those who reported having youth in their household. Source: Speak to Your Health! Community Survey, 2003, Prevention Research Center of Michigan

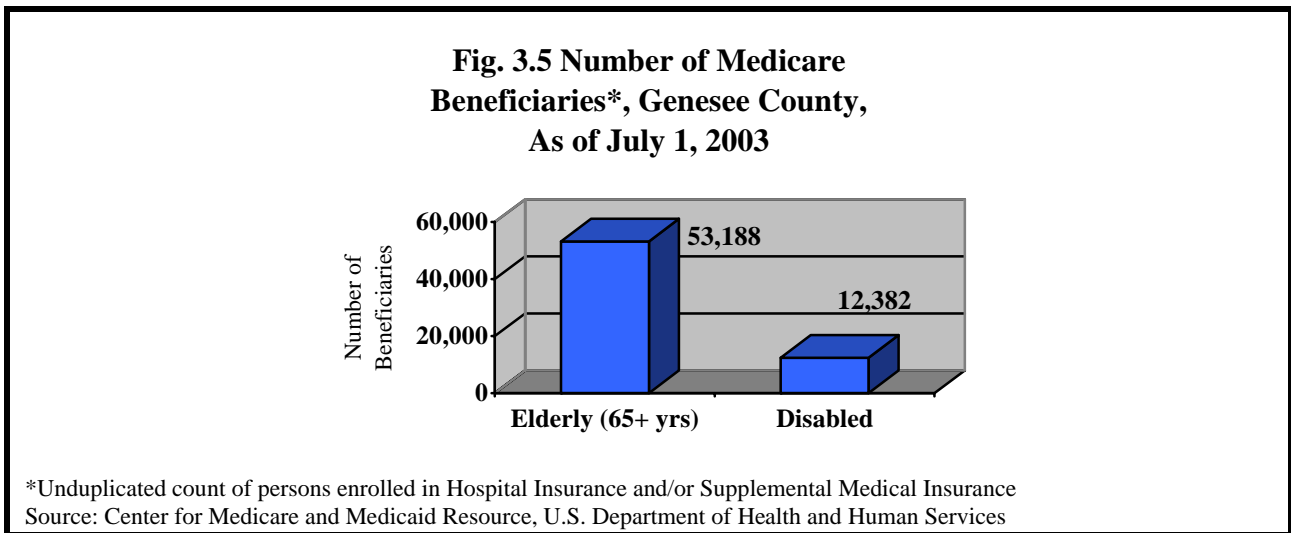
- ◆ As shown in Figure 3.4, 87.3% of Genesee County residents reported having some type of health care coverage in 2003.
- ◆ 82.1% of Flint residents and 89.2% of Out County residents said they had some type of health care coverage.
- ◆ Younger residents in both Flint and Out County were less likely to have health care coverage than older residents.
- ◆ There was variation in health care coverage by gender, with men being almost twice as likely to be without health coverage as women.

<b>Fig. 3.4 Percent With Any Kind of Health Care Coverage, Genesee County, 2003</b>	
<b>Characteristics</b>	<b>Percent</b>
<b>Overall</b>	87.3%
<b>Gender</b>	
Male	83.6%
Female	90.5%
<b>Race</b>	
African American	86.4%
White	87.7%
<b>Age</b>	
18-24 years	78.9%
25-44 years	82.1%
45-64 years	92.4%
65+ years	97.3%
<b>Income</b>	
<\$10,000	81.5%
\$10,000-19,999	69.0%
\$20,000-34,999	77.5%
\$35,000-49,999	85.6%
\$50,000-69,999	92.8%
\$70,000+	93.2%

Source: Speak to Your Health! Community Survey, 2003, Prevention Research Center of Michigan

**Medicare**

- ◆ Medicare is the national health insurance program for people age 65 or older, some people under age 65 with disabilities, and people with End-Stage Renal Disease.
- ◆ Figure 3.5 shows the number of Medicare Beneficiaries in Genesee County.



**Medicaid**

- ◆ Medicaid is a program that pays for medical assistance for certain individuals and families with low incomes and resources. As of August 25, 2004, there were a total of 77,226 Medicaid beneficiaries in Genesee County.

<b>Fig. 3.6 Medicaid Beneficiaries in Genesee County as of August 2004*</b>		
	<b>Fee-for-Service Beneficiaries</b>	<b>Health Plan Beneficiaries</b>
<b>Genesee County</b>	15,259	61,967
<b>Grand Total</b>	<b>77,226</b>	

\*As of August 17, 2004. Source: Michigan Department of Community Health

### Genesee Health Plan

- ◆ The mission of the Genesee Health Plan (GHP) is to improve the health of uninsured Genesee County residents by helping to pay for doctor visits, prescriptions, lab tests and x-rays. GHP provides access to quality health care when people cannot afford or do not qualify for health insurance.

<b>Fig. 3.7 Genesee Health Plan Enrollees, 2002 and 2003</b>		
	<b>2002</b>	<b>2003</b>
<b>Number of Active Enrollees</b>	971	1,273
<b>Percentage</b>		
Female	70%	65%
Male	30%	34%
Unknown	None	<1%
<b>Average Enrollee Monthly Income</b>	\$935.72	\$923.78
<b>Average Enrollee Age</b>	41 years	39 years

Source: Genesee County Health Department

## BARRIERS TO HEALTH CARE ACCESS

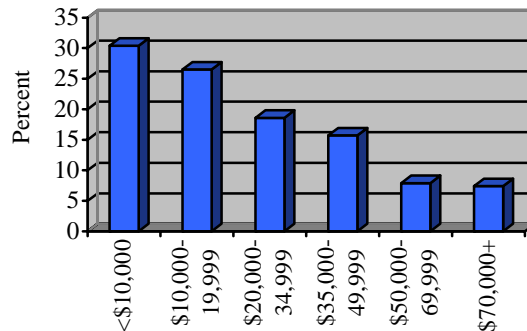
### Cost

<b>Fig. 3.8 Cost as a Barrier to Health Care Access By Location, 2003</b>			
	<b>Flint</b>	<b>Out County</b>	<b>Genesee County</b>
<b>Percent who reported a time in the past year when they needed to see a doctor, but did not because of the cost</b>	17.0%	11.8%	13.2%

Source: Speak to Your Health! Community Survey, 2003, Prevention Research Center of Michigan

- ◆ Flint residents were more likely than Out County residents to report that cost was a barrier to visiting a doctor when they needed to in the past year.
- ◆ Cost as a barrier to a doctor’s visit was more likely for younger Genesee County residents.
- ◆ As shown in Figure 3.9, in Genesee County, as income increased, the percent that cited cost as a barrier to a doctor’s visit decreased.

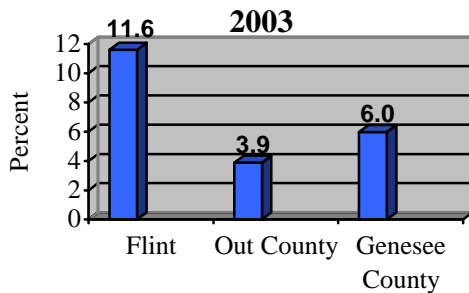
**Fig. 3.9 Percent Who Cited Cost as a Barrier to Doctor's Visit in the Past Year by Income, Genesee County, 2003**



Source: Speak to Your Health! Community Survey, 2003, Prevention Research Center of Michigan

**Transportation**

**Fig. 3.10 Percent Who Have Difficulty Getting Transportation to See Their Doctor By Location, 2003**

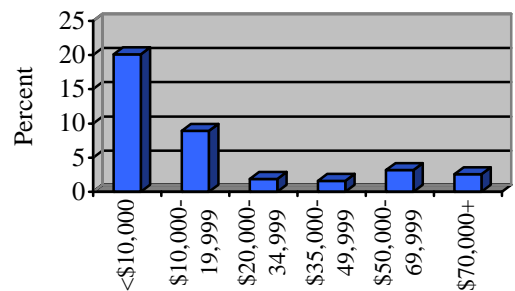


Source: Speak to Your Health! Community Survey, 2003, Prevention Research Center of Michigan

- ◆ As shown in Figure 3.10, Flint residents were more likely to report difficulty with transportation to see a doctor than Out County residents.
- ◆ In Genesee County, African Americans (11.9%) were significantly more likely to report difficulty getting transportation to see their doctor than Whites (3.9%).

- ◆ A higher percentage of residents who reported household incomes of \$19,999 or less reported difficulty with transportation to see their doctor than residents at income levels greater than \$20,000.

**Fig. 3.11 Percent Who Have Difficulty Getting Transportation to See Their Doctor by Income, Genesee County, 2003**



Source: Speak to Your Health! Community Survey, 2003, Prevention Research Center of Michigan