

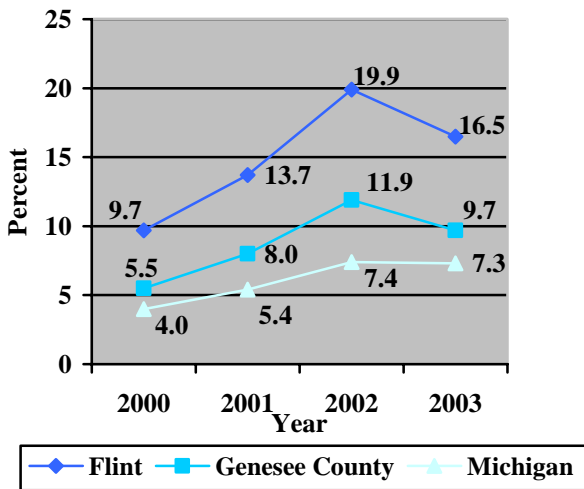
CHAPTER 2:

Socioeconomic Characteristics

Socioeconomic measures such as income, education, and employment are associated with health status. These factors influence health in a variety of ways and are important indicators of a community’s overall health. Like other areas of Michigan and the United States, there are marked differences in indicators of socioeconomic status between the urban and suburban areas of Genesee County. In particular, Flint has seen a dramatic shift in socioeconomic status over the last 20 to 30 years and has been plagued by higher unemployment and poverty rates than Genesee County as a whole.

EMPLOYMENT AND INCOME

Fig. 2.1 Percent of the Population That is Unemployed by Location, 2000-2003



- ◆ Flint’s unemployment rates from 2000-2003 are consistently higher than Genesee County and Michigan.
- ◆ The rate of unemployment in Genesee County as a whole is slightly higher than Michigan for years 2000-2003.
- ◆ The City of Flint has seen out-migration of jobs and residents, particularly as General Motors plants have closed over the past 25 years.

Source: Michigan Department of Labor & Economic Growth, Employment Service Agency

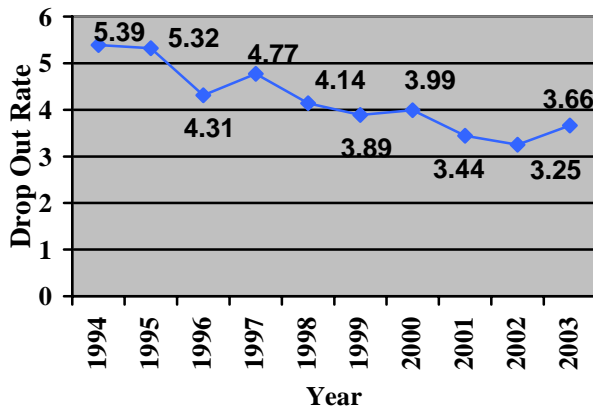
- ◆ The median household income for Genesee County in 1999 was almost \$3,000 less than the median household income for Michigan, but only slightly less than the median income for the United States.
- ◆ The City of Flint’s median household income was nearly \$14,000 less than the median income for Genesee County as a whole.

Fig. 2.2 Median Household Income (1999)	
City of Flint	\$28,015
Genesee County	\$41,951
Michigan	\$44,667
United States	\$41,994

Source: U.S. Census 2000

EDUCATION

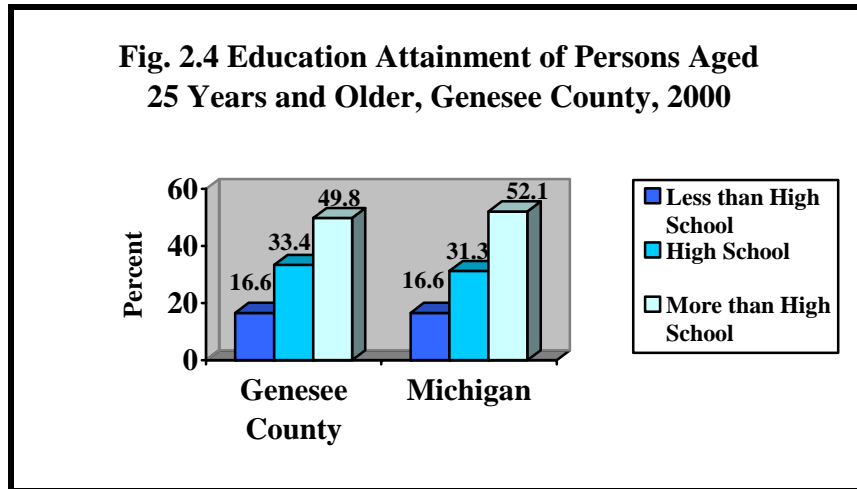
Fig. 2.3 Average High School Drop Rates, Genesee County, 1994-2003



- ◆ Although they vary year to year, high school drop out rates generally decreased in the 10 year period.

Source: Statistical Summary 2003-2004, Genesee Intermediate School District

- ◆ Genesee County had a similar proportion of people who attained less than a high school education or a high school education as the State of Michigan. The percentage of people who have had more than a high school education is slightly lower in Genesee County compared to the State.

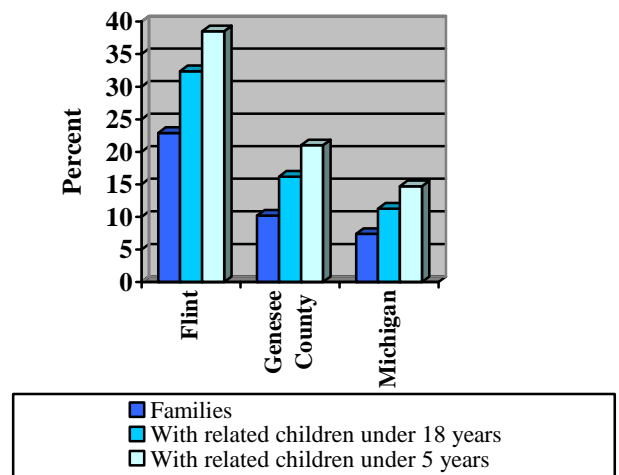


Source: U.S. Census 2000

POVERTY

- ◆ In 1999, 13.1% of Genesee County residents 18 years and over and 26.4% of City of Flint residents over 18 years had incomes that were below the poverty level, compared to 10.5% of Michigan residents 18 years and over.

Fig. 2.5 Percent of Families Below Poverty Level, 1999



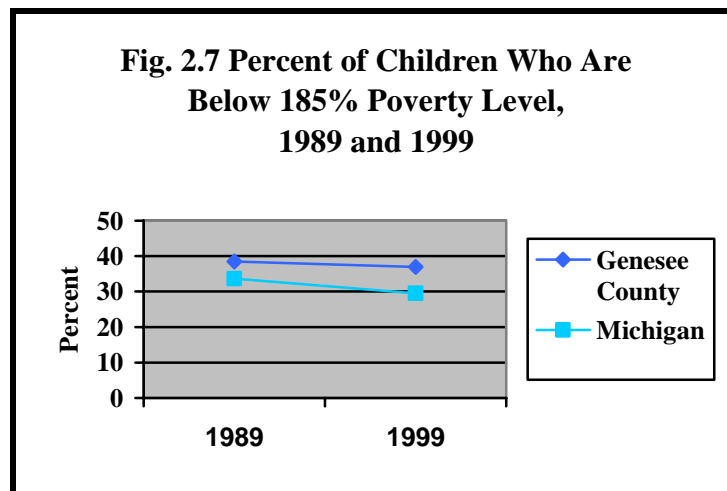
Source: U.S. Census 2000

- ◆ The indicators below suggest that the socioeconomic status of Genesee County children has decreased from 1989-1990 to 2002-2003. However, because of limited data and possible program changes, it is difficult to ascertain whether that is the case.
- ◆ The percent of students receiving free/reduced-price school lunches and percent of children receiving food assistance in 2002-2003 in Genesee County are higher than the overall State rates.

Fig. 2.6 Socioeconomic Status of Children			
	Genesee County		Michigan
	1989-1990	2002-2003	2002-2003
Percent of students receiving free/reduced-priced school lunches	27.3%	38.6%	32.9%
	Genesee County		Michigan
	1989-1990	2002	2002
Percent of children receiving food assistance	Not available	21.1%	13.3%
Number of children, ages 0-12 years, in subsidized child care	Not available	11,064	133,350

Source: Kids Count in Michigan Data Book, 2003

- ◆ Both Genesee County and Michigan have seen a decline in the proportion of children who are below 185% poverty level from 1989-1999. However, Genesee County's rate has only slightly decreased.



Source: Kids Count in Michigan Data Book, 2003