

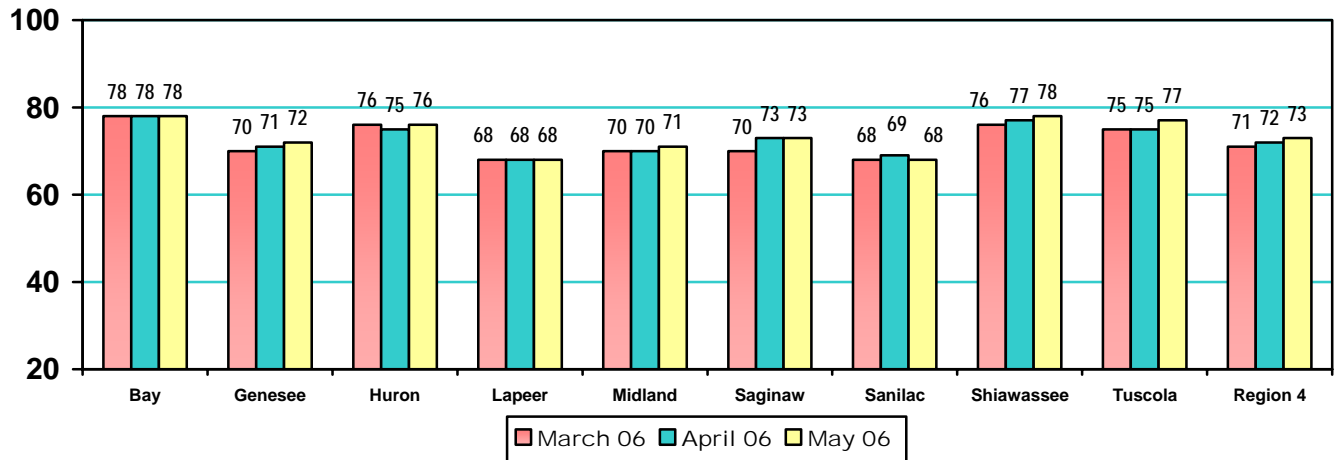


# Region 4 MCIR News

## Summer 2006

### Region and County Immunization Rates Update

A big **Thank You** to provider and local health department staff who have worked consistently to assure that immunizations are entered into MCIR. As a result our overall Region and County rates have increased. Continue the good work!



## What's New in MCIR

As of June 5, 2006, MCIR became a Lifetime Registry for both children and adult immunization information and changed the name to the **Michigan Care Improvement Registry (MCIR)**. As MCIR is now a repository of immunization for all Michiganders, you will see that "Child" has been replaced by "Person" where applicable. Users will also see many new features in MCIR including:

- A direct link to download the new Michigan Vaccine Information Statements (VIS) containing information about the Michigan Care Improvement Registry.
- The ability to access adult immunization records and add adult immunization information.
- The addition of multiple new immunization assessments, including assessment of routine adult vaccine series, and additional pediatric vaccine series (Rotavirus, Hepatitis A, and Influenza).
- A new order in which vaccine series are listed (DTaP/Td, Polio, MMR, Hib, Hep B, Varicella), per the national standard, on all screens and reports.
- A calendar control option added next to date fields to select a date on a calendar rather than typing it in.
- A batch report option to not generate records of people who are up-to-date.

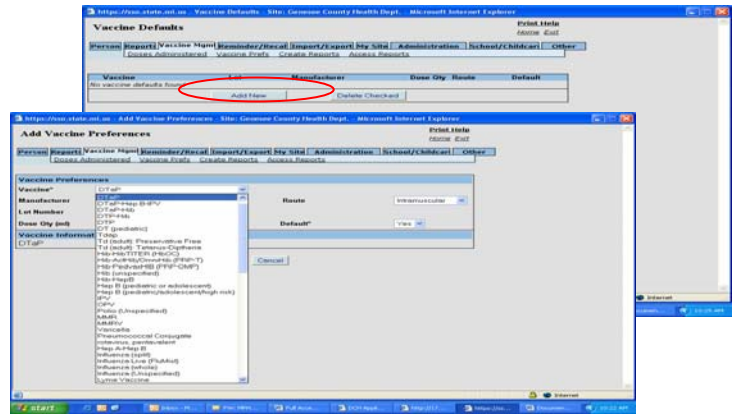
## Don't Forget

- When entering adult immunization information, include maiden names as an alias on the person's General Information page.
- Provide the Immunization Vaccine Statements (VIS) to all people prior to giving immunizations to inform them about the MCIR. Updated VIS are available at [www.MCIR.org](http://www.MCIR.org) or by clicking on the VIS link on your MCIR home page in the *Other* box.
- Updated Site Administrator Change and MCIR Opt-Out forms are now available at [www.MCIR.org](http://www.MCIR.org)
- This fall the Influenza Vaccine Exchange Network (IVEN) will be accessible to providers through the MCIR registry. Please contact your local health department for information regarding IVEN.

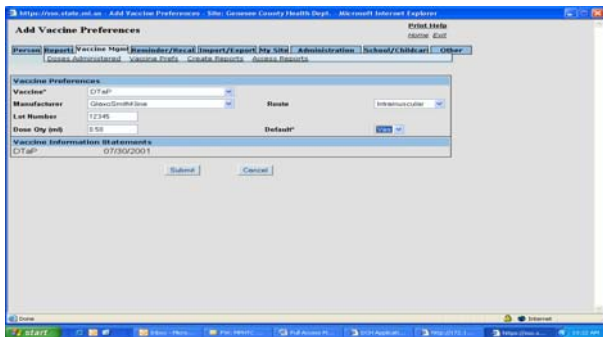
# Vaccine Preferences

One of the new enhancements in MCIR is **Vaccine Preferences**. This feature is utilized to enter vaccine lot numbers (#) into the system so numbers will automatically display in the drop down box when entering doses administered on the **Add Immunizations** page. Defaults can also be set to automatically enter information into the manufacturer and dosage boxes along with the lot # when a vaccine is selected. To create **Vaccine Preferences**:

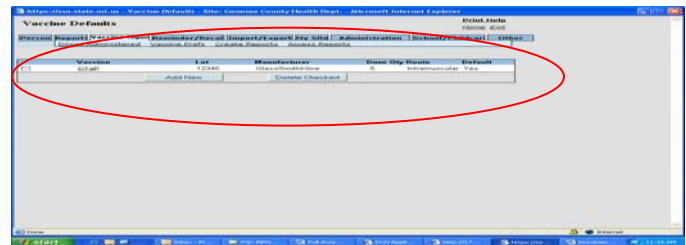
1. On the Home Page under Vaccine Management click on **Vaccine Preferences** to open the **Vaccine Defaults** page. Click on the Add New button to open the Add **Vaccine Preferences** page.



2. Click the vaccine drop down box to choose a vaccine. Do the same to choose preferences for the manufacturer and route. Manually enter the correct lot number and dosage for the vaccine. Choose yes or no from the drop down default box preference. Click on the submit button to save settings and to return to the **Vaccine Defaults** page.



3. **Vaccine Preferences** that have been entered are listed on the **Vaccine Defaults** page. To add or delete vaccine preferences click on the **Add New or Delete Checked** buttons (the box to the left of the vaccine must be checked before it can be deleted).



**Congratulations to Andrea Pyscher from the practice of Michael Schultz, MD in Saginaw, our last contest prize winner!**

Wondering if you got the correct answers last time? The answers for the spring contest were:

1. The Vaccine Status Page can quickly help **ASSESS** which shots are due.
2. After viewing a child's record in MCIR, **UNLOCK** the record before exiting.
3. A **PINK** status box indicates that shots are overdue.
4. Shots provided before the MCIR accelerated or recommended date may not be counted as a **VALID** dose in MCIR.

**Region 4 MCIR Registry Office**  
**Genesee County Health Department**  
**630 S. Saginaw St. Flint, MI 48502**  
**Help Desk: 1-888-217-3903**  
**Fax: 1-810-257-3809**  
**[MCIR4@gchd.us](mailto:MCIR4@gchd.us)**



**CONTEST!**

**Answer the following questions. Participants with all the correct answers will be placed in a drawing for a \$10.00 gift certificate to Applebee's. E-mail or FAX the answers to the regional staff by August 4, 2006.**

1. The new name for MCIR is the Michigan \_\_\_\_\_ Registry.
2. The Add/Find feature now looks for a \_\_\_\_\_ instead of a child.
3. VIS stands for \_\_\_\_\_.
4. Vaccine lot numbers are now entered under \_\_\_\_\_ before adding vaccination doses.