

Genesee County Health Department 2006 Annual Report



Public Health
Prevent. Promote. Protect.

Better Life Through Better Health

Working with the Community

Genesee County Board of Commissioners

Archie Bailey, Chairperson
Raynetta P. Speed, Vice-Chairperson
Rose Bogardus
Jamie Curtis
Miles Gadola
Ted Henry
Patricia Lockwood
John Northrup
Woodrow Stanley

Genesee County Board of Health

Woodrow Stanley, Chairperson
Michael Boucree, MD, Vice-Chairperson
Rose Bogardus
Kay Doerr
John Northrup

Genesee County Health Department Administrative Team

Robert M. Pestronk, MPH, Health Officer
Gary K. Johnson, MD, MPH, Medical Director
Mark Valacak, MPH, Director
Community Health Division
Jim Helmstetter, MPA, RS, Director
Environmental Health Division
John McKellar, MPA, Director
Personal Health Division
Frank Ricica, MPA, Director
Public Health Information Systems
Ward Lindsay, RS, MA, Supervisor
Development, Planning, and Grants
Carolyn Ratza, BBA, Supervisor
Accounting

To the Citizens of Genesee County:

We are pleased to offer you the Genesee County Health Department's Annual Report for 2006. These pages contain an overview of the health status of Genesee County residents. They provide a summary of our services and budget, and they give an update on progress towards our 2003-2007 strategic plan goals, which you helped us set. Also highlighted are notable steps we have taken to protect and promote the public's health in 2006.

Each day your Genesee County Health Department protects you from being exposed to health hazards in the places that you and your family live and visit. Your Health Department prevents the spread of common diseases and prepares to protect you, your family, and your community from uncommon public health threats such as epidemics. Your Health Department promotes health through the media and by encouraging conversations among families and neighbors. Your Health Department brings you and other people who live in our County together in partnership to propose solutions to difficult public health problems that any one of us cannot solve on our own. These partnerships do make a difference. In recent years, through dedicated work and community collaboration, infant deaths have been reduced, access to health care has been created and improved, and illness has been prevented and contained.

In partnership with others, your Health Department will continue to protect your health, identify and prevent the spread of disease, promote innovative solutions to community health problems, and prepare to respond to public health emergencies. Your comments and ideas are welcome. Let us know what we do well, where we can improve, and in what ways you would like to join us as together we work to protect and promote the public's health and quality of life in Genesee County.

Wishing you "Better Life Through Better Health",

Robert M. Pestronk, Health Officer
Archie Bailey, Chairperson, Board of Commissioners
Woodrow Stanley, Chairperson, Board of Health

Floyd J. McCree Courts and Human Services Center

630 S. Saginaw Street
Flint, Michigan 48502
(810) 257-3612
FAX (810) 257-3147

Burton Branch

G-3373 S. Saginaw Street
Burton, Michigan 48529
(810) 742-2255
FAX (810) 742-2561

Floyd J. McCree Health and Human Services Center

115 E. Pierson Road
Flint, Michigan 48505
(810) 600-2400
FAX (810) 785-9675

www.gchd.us

2003 - 2007 Strategic Plan

Our Goal:

To improve the health status of Genesee County residents, with particular attention to reducing racial health disparities, through key prevention and intervention strategies.

Our Community Strategies:

- ◆ Alcohol and other drug abuse prevention and treatment
- ◆ Tobacco use prevention
- ◆ Obesity reduction
- ◆ Physical activity promotion
- ◆ Promotion of healthy nutrition
- ◆ Improved access to health care
- ◆ Reduction of exposure to harmful environmental agents
- ◆ Violence and abuse prevention
- ◆ Fostering of communication and community mobilization
- ◆ Enhanced surveillance

Our Vision...

Better Life Through Better Health

Our Mission...

The mission of the Genesee County Health Department is...to improve the quality of life in Genesee County by preventing disease, promoting health and protecting the environment through activities consistent with our assessment, policy development, and assurance responsibilities.

Critical Health Indicators

Our Impact Measures:

1. **Infant mortality** reduction, especially the reduction of racial disparity, from the 2000 baseline rates.

	Overall			African American			White		
	Genesee County		Michigan	Genesee County		Michigan	Genesee County		Michigan
	2000	2005	2005	2000	2005	2005	2000	2005	2005
Infant Deaths	12.3	8.9	7.9	21.7	15.2	17.9	8.4	6.3	5.5

Rate per 1,000 live births. Source: Genesee County Health Department and Michigan Department of Community Health.

2. **Chronic disease mortality** reduction, especially the reduction of racial disparity, from the 2000 baseline rates.

	Overall			African American			White		
	Genesee County		Michigan	Genesee County		Michigan	Genesee County		Michigan
	2000	2005	2005	2000	2005	2005	2000	2005	2005
Heart Disease	314.2	269.2	231.1	376.1	305.8	322.8	306.4	257.5	219.0
Cancer	226.9	212.7	190.7	311.9	258.6	225.7	211.9	204.3	186.3
Stroke	77.1	71.3	46.5	101.3	78.6	61.6	73.4	69.1	44.2
Diabetes	41.1	31.0	26.7	62.7	58.7	40.0	37.5	26.3	24.7

Age adjusted death rates are based on age specific death rates per 100,000 population in specified group. Source: Genesee County Health Department and Michigan Department of Community Health.

3. **Communicable disease** reduction, especially the reduction of racial disparity, from the 2000 baseline rates.

	Overall			African American**			White**		
	Genesee County		Michigan	Genesee County		Michigan	Genesee County		Michigan
	2000	2005	2005	2000	2005	2005	2000	2005	2005
Gonorrhea	324.9	364.0	175.0	597.7	612.0	497.0	18.9	40.0	23.0
Chlamydia	362.0	684.0	383.0	414.2	812.0	822.0	40.8	105.0	97.0
Tuberculosis	2.5	*(4)	2.5	6.8	*(2)	7.6	*(4)	*(1)	1.0

Rate per 100,000 population. * () = Number of cases. The number of cases is too small (≤ 5) to calculate a statistically reliable rate. Source: Genesee County Health Department and Michigan Department of Community Health. **STD rates by race/ethnicity in Genesee County should be interpreted with caution because the majority of case reports are missing race/ethnicity information. Reporting is more complete from public versus private health care providers, making trends more representative of the segment of the population served by the public sector. This issue extends nationally, as similar rates of racial/ethnic disparities in STDs have been reported across the nation, as well as similar trends in missing race/ethnicity information.

Assessing the Public's Health in Genesee County

The public's health is measured by more than the absence or presence of disease. The following indicators¹ enrich our understanding of trends in "health" in Genesee County.

	1998	1999	2000	2001	2002	2003	2004	2005
Children								
Infant Mortality (over-all rate) ²	11.7	12.4	12.3	9.3	13.1	11.3	12.4	8.9
Child abuse (# of referrals investigated) ³	9404	7277	5686	5443	5095	5085	5741	5098
Child Poverty ⁴ (% of children under age 18)	*	*	22.7	*	26.6	*	*	*
Health Insurance Coverage ⁵ (% of households with uninsured children, age 0-17 years)	*	*	*	*	*	6.2%	*	5.6%
Youth								
Suicide (# under age 25) ⁶	9	7	4	6	6	4	7	8
High school dropout rate ⁷	4.14	3.89	3.99	3.44	3.25	3.66	2.64	3.87
Substance abuse (treatment admissions) ⁸	527	542	209	167	535	227	311	297
Teenage births ⁹	58.0	61.5	56.3	51.9	48.8	46.4	47.6	44.0
Adults								
Unemployment rate ¹⁰	5.4	5.0	4.5	6.0	7.4	8.3	8.2	7.7
Average weekly wages ¹¹	\$665	\$687	\$672	\$674	\$688	\$693	\$724	\$725
Health insurance coverage ¹²	*	*	88%	*	*	87%	*	95%
Smoking, aged 18+ ¹³	*	*	*	*	*	26.8%	*	25.2%
Older Adults								
Poverty, aged 65+ ¹⁴	*	*	3.8%	*	*	*	*	*
All Ages								
Homicide rate ¹⁵	9.1	11.7	10.4	9.8	9.0	7.4	11.3	12.3
Alcohol-related highway deaths ¹⁶	36	27	34	20	20	26	18	23
Affordable housing (average rent) ¹⁷	\$508	\$521	\$534	\$547	\$568	\$584	\$607	\$612
Food stamp cases ¹⁸	20,181	16,465	17,017	20,000	22,006	24,636	28,064	31,695
Asthma (# of hospital discharges) ¹⁹	905	793	770	778	700	757	*	*

Footnotes/Sources: * = Data not available. ¹Adapted from the Fordham Institute for Innovation in Social Policy's Annual Index of Social Health.

²Number of infant deaths per 1,000 live births, Genesee County Health Department (GCHD) & Michigan Department of Community Health (MDCH).

³Michigan Department of Human Services. ⁴U.S. Census Bureau, Census 2000 Supplementary Survey. ⁵Prevention Research Center ⁶Number of suicide deaths, MDCH. ⁷Genesee Intermediate School District. ⁸Number of treatment admissions under age 18, Genesee County Community Mental Health (reporting methodology changed after 1999). ⁹Live birth rates by age of mother 15-19, MDCH. ¹⁰Michigan Department of Labor and Economic Growth (MDLEG).

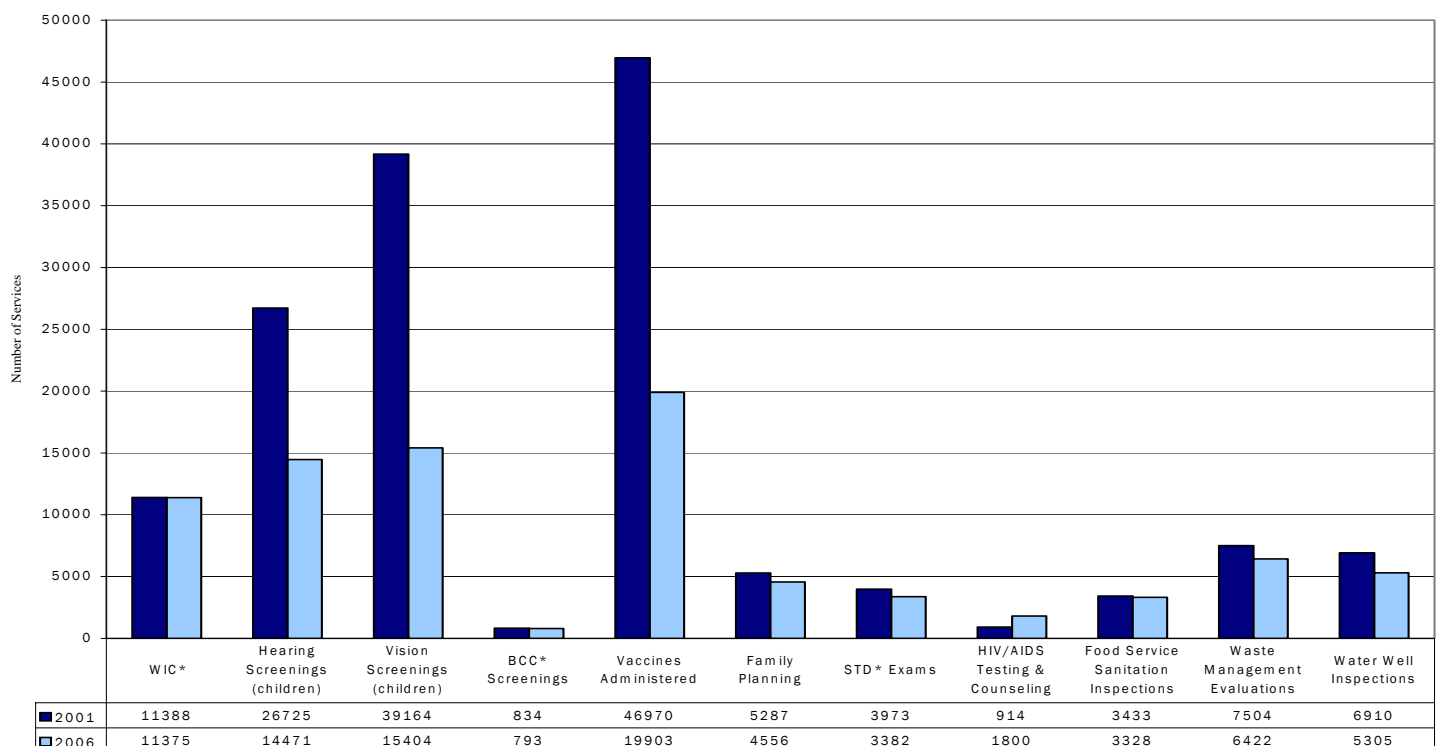
¹¹3rd quarter average weekly wages for all industry divisions, MDLEG. ¹²Estimated percentage of population with private or public medical insurance, Greater Flint Health Coalition; 2003/2005 Data - Adults 18 and over, Prevention Research Center of Michigan. ¹³Prevention Research Center of Michigan ¹⁴U.S. Census Bureau, Census 2000 Supplementary Survey. ¹⁵Age-adjusted rate (U.S. 2000 standard) of homicide deaths per 100,000 population, MDCH.

¹⁶Michigan Office of Highway Safety Planning. ¹⁷Fair market rent for all 2-bedroom living units, HUD. ¹⁸Average number of household food stamp cases, Michigan Department of Human Services. ¹⁹MDCH.

Better Life Through Better Health In 2006...

- ★ The first annual Public Health Week Symposium was held.
- ★ Enrolled 1,968 county residents in the Genesee Health Plan, an increase over last year's enrollments.
- ★ The Genesee County Childhood Lead Poisoning Prevention Coalition was convened. This coalition has spearheaded community and parent education and increased blood lead testing of children ages six and younger.
- ★ Programs coordinated by the Department, including Healthy Start, REACH 2010, and the PRIDE Medical Services Committee, contributed to the reduction in infant mortality in Genesee County to an all-time low. The County's infant death rate for 2005 was 8.9 per 1,000 live births, considerably less than the 2004 rate of 12.4. Significantly, the African American infant mortality rate dropped from 22.2 deaths per 1,000 live births in 2004 to 15.2 in 2005.
- ★ Received a grant from the Ruth Mott Foundation to investigate solutions to the high rates for sexually transmitted infections and unintended teen pregnancy in Genesee County.
- ★ Increased clinic service hours in family planning program, immunizations and STD/HIV clinic which provided improved access to our services.
- ★ Conducted 3,336 inspections of fixed food service facilities, mobile units, temporary events, and vending machines throughout the year.
- ★ Environmental Health staff participated in two HHHW collection days where 90,000 pounds of hazardous materials were collected and proper disposal was accomplished.
- ★ Staff coordinated clean-up activities concerning the Mercury spill at Northern High School, equipment was used to determine levels of Mercury and assure safe levels were achieved after clean-up.
- ★ The beach monitoring program analyzed over 950 surface water samples for E. coli bacteria and issued three advisories against swimming at separate locations.
- ★ The tobacco licensing program conducted twenty-seven (27) Synar compliance checks. Only one location was considered to be a sale during the Synar compliance checks for FY 06, which gives Genesee County a 96% compliance rate.
- ★ Food Inspection Program went live on the GCHD-Website. Genesee County is one of three counties in Michigan to report inspection results via the web.
- ★ The laboratory participated in a trichomonas study. This study is the first in the nation to determine active trichomonas infectivity rates in persons utilizing public health services.

Genesee County Health Department - Selected Services



*WIC data is shown as average monthly participants *BCC: Breast and Cervical Cancer *STD: Sexually Transmitted Disease



Genesee County Health Department

Floyd J. McCree Courts & Human Services Center
 630 S. Saginaw Street
 Flint, MI 48502
 www.gchd.us

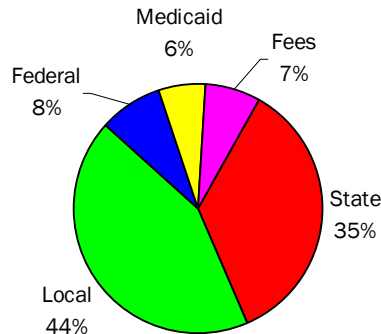
Presorted Standard
 U.S. Postage
PAID
 Saginaw, MI 48603
 Permit No. 487

Annual Report 2006

Design/Editor: April Carpenter

Air Quality Program - Breast & Cervical Cancer Control Program (BCCCP) - Childhood Lead Poisoning Prevention Program - Children's Special Health Care Services (CSHCS) - Communicable Diseases/Tuberculosis Control - Daycare Centers & Foster Homes Inspections - Epidemiology - Family Planning - Food Service Sanitation - Friendly Access Project - Genesee County Healthy Start Initiative - General Complaints (Nuisances, Rats, & Unsanitary Conditions) - Health Care Outreach & Enrollment - Hearing & Vision Screening - HIV/AIDS Prevention and Treatment - HIV Counseling/Testing - HUD Grant Lead Abatement Program - Immunizations - Infant Mortality Review - Laboratory - Medical Examiner - Michigan Care Improvement Registry (MCIR) - On-Site Sewage Disposal Monitoring - Programs to Reduce Infant Deaths Effectively (PRIDE) - Racial and Ethnic Approaches to Community Health (REACH) - Recreation Sanitation - Residential and Type III Water Well Inspections - School Health Services - Sexually Transmitted Disease Program - Waste Management Evaluations - Substance Abuse Prevention and Treatment - Tobacco Reduction/Enforcement - Water Supply (Public Wells and Surface Water) Monitoring - Women, Infants and Children (WIC) Program

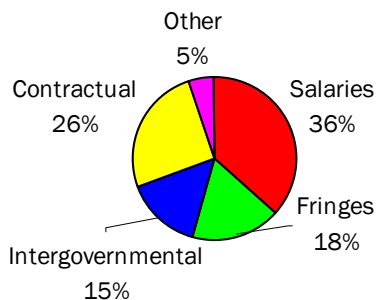
2006 Budget



Revenue

State	\$ 7,716,590
Local	9,636,123
Federal	1,826,140
Medicaid	1,323,434
Fees	<u>1,624,705</u>
Total	\$22,126,992

Expenses



Salaries	\$8,059,717
Fringes	3,948,034
Intergovernmental	3,305,699
Contractual	5,693,668
<u>Other</u>	<u>1,119,874</u>
Total	\$22,126,992

Expenses by Function

