

Genesee County Health Department

Better Life



Through Better Health

2003 ANNUAL REPORT

Working with the Community

Genesee County Board of Commissioners

Richard E. Hammel, Chairperson
Fred Shaltz, Vice-Chairperson
Archie Bailey
Rose Bogardus
Floyd Clack
Miles Gadola
Ted Hammon
John Northrup
Raynetta P. Speed

Genesee County Board of Health

Ted Hammon, Chairperson
Thomas Howes, Vice-Chairperson
Floyd Clack
Michael Boucree, MD
Fred Shaltz

Genesee County Health Department Administrative Team

Robert M. Pestronk, MPH, Health Officer
Gary K. Johnson, MD, MPH, Medical Director
Kristie Schmiede, MPH, Director
Behavioral Health Division
Mark Valacak, MPH, Director
Community Health Division
Jim Helmstetter, MPA, RS, Director
Environmental Health Division
Lillian Wyatt, MPH, RD, Director
Personal Health Division
Frank Ricica, MPA, Director
Public Health Information Systems
John McKellar, MPA, Supervisor
Development, Planning and Grants
Carolyn Ratza, BBA, Supervisor
Accounting

To the Citizens of Genesee County:

On behalf of the Genesee County Board of Commissioners, the Board of Health, and the Health Department staff, it is my pleasure to share the Genesee County Health Department's 2003 Annual Report. These pages describe the health status of Genesee County, services provided by your Department, our stewardship of financial resources, and a look at our 2003-2007 strategic plan and impact measures. Notable activities toward assuring the public's health in 2003 are also highlighted.

As with every year, 2003 brought successes and challenges. We continued to provide an array of essential services in the face of state and local budget cuts and resulting loss of staff. There were adjustments in service provision in some areas, while in others we worked to expand services to meet the needs of the community. We carefully evaluated the obligations of our mission and legal mandates against current and anticipated financial resources and strategic plan objectives. Our belief in and commitment to collaboration within the community remains steadfast. Without the hard work of our dedicated staff, supportive Boards, and the help of our community partners, the successes reported here... and in the future... would not be possible.

Please take a moment to review our work. Contact me with your comments and ideas. Tell us what we do well, where we can improve, and ways in which you would like to join us in protecting and promoting the public's health and quality of life in Genesee County.

Wishing you "Better Life Through Better Health"

Robert M. Pestronk,
Health Officer

Our Vision...

Better Life Through Better Health

Our Mission...

The mission of the Genesee County Health Department is...to improve the quality of life in Genesee County by preventing disease, promoting health and protecting the environment through activities consistent with our assessment, policy development, and assurance responsibilities.

Floyd J. McCree Courts and Human Services Center

630 S. Saginaw Street
Flint, Michigan 48502
(810) 257-3612
FAX (810) 257-3147

Burton Branch

G-3373 S. Saginaw Street
Burton, Michigan 48529
(810) 742-2255
FAX (810) 742-2561

Floyd J. McCree Health and Human Services Center

115 E. Pierson Road
Flint, Michigan 48505
(810) 787-2115
FAX (810) 785-9675

www.gchd.us

Our Goal:

To improve the health status of Genesee County residents, with particular attention to reducing racial health disparities, through key prevention and intervention strategies.

Our Community Strategies:

- ◆ Alcohol and other drug abuse prevention and treatment
- ◆ Tobacco use prevention
- ◆ Obesity reduction
- ◆ Physical activity promotion
- ◆ Promotion of healthy nutrition
- ◆ Improved access to health care
- ◆ Reduction of exposure to harmful environmental agents
- ◆ Violence and abuse prevention
- ◆ Fostering of communication and community mobilization
- ◆ Enhanced surveillance

Critical Health Indicators

Our Impact Measures:

1. **Infant mortality** reduction, especially the racial disparity, from the 2000 baseline rates

	Overall			African American			White		
	Genesee County		Michigan	Genesee County		Michigan	Genesee County		Michigan
	2000	2002	2002	2000	2002	2002	2000	2002	2002
Infant Deaths	12.3	13.1	8.1	21.7	22	18.4	8.4	9.9	6.0

Rate per 1,000 live births. Source: Genesee County Health Department and Michigan Department of Community Health.

2. **Chronic disease mortality** reduction, especially the racial disparity, from the 2000 baseline rates

	Overall			African American			White		
	Genesee County		Michigan	Genesee County		Michigan	Genesee County		Michigan
	2000	2002	2002	2000	2002	2002	2000	2002	2002
Heart Disease	314.2	298.2	263.9	376.1	373.2	365.8	306.4	284.7	252.2
Cancer	226.9	224.8	197.6	311.9	289.2	247.0	211.9	213.7	192.5
Stroke	77.1	80.4	57.4	101.3	110.4	72.9	73.4	75.8	55.3
Diabetes	41.1	34.4	27.5	62.7	40.2	42.4	37.5	32.7	25.6

Age adjusted death rates are based on age specific death rates per 100,000 population in specified group. Source: Genesee County Health Department and Michigan Department of Community Health.

3. **Communicable disease** reduction, especially the racial disparity, from the 2000 baseline rates

	Overall			African American			White		
	Genesee County		Michigan	Genesee County		Michigan	Genesee County		Michigan
	2000	2002	2002	2000	2002	2002	2000	2002	2002
Gonorrhea	324.9	368.0	149.0	597.7	482.9	457.0	18.9	21.0	17.0
Chlamydia	362.0	484.0	325.0	414.2	411.9	651.0	40.8	53.6	75.0
Tuberculosis	2.5	2.5	3.1	6.8	9.7	9.2	4*	2*	1.2

Rate per 100,000 population. * = Number of Cases. The number of cases is too small (≤ 5) to calculate a statistically reliable rate. Source: Genesee County Health Department and Michigan Department of Community Health. NOTE: Studies have shown that surveillance data tends to over represent STDs in racial and ethnic groups that are more likely to receive STD services from public-sector STD clinics where timely and complete illness reporting is generally the rule.

Assessing the Public's Health in Genesee County

The public's health is measured by more than the absence or rates of disease. The following indicators¹ enrich our understanding of trends in "health" in Genesee County.

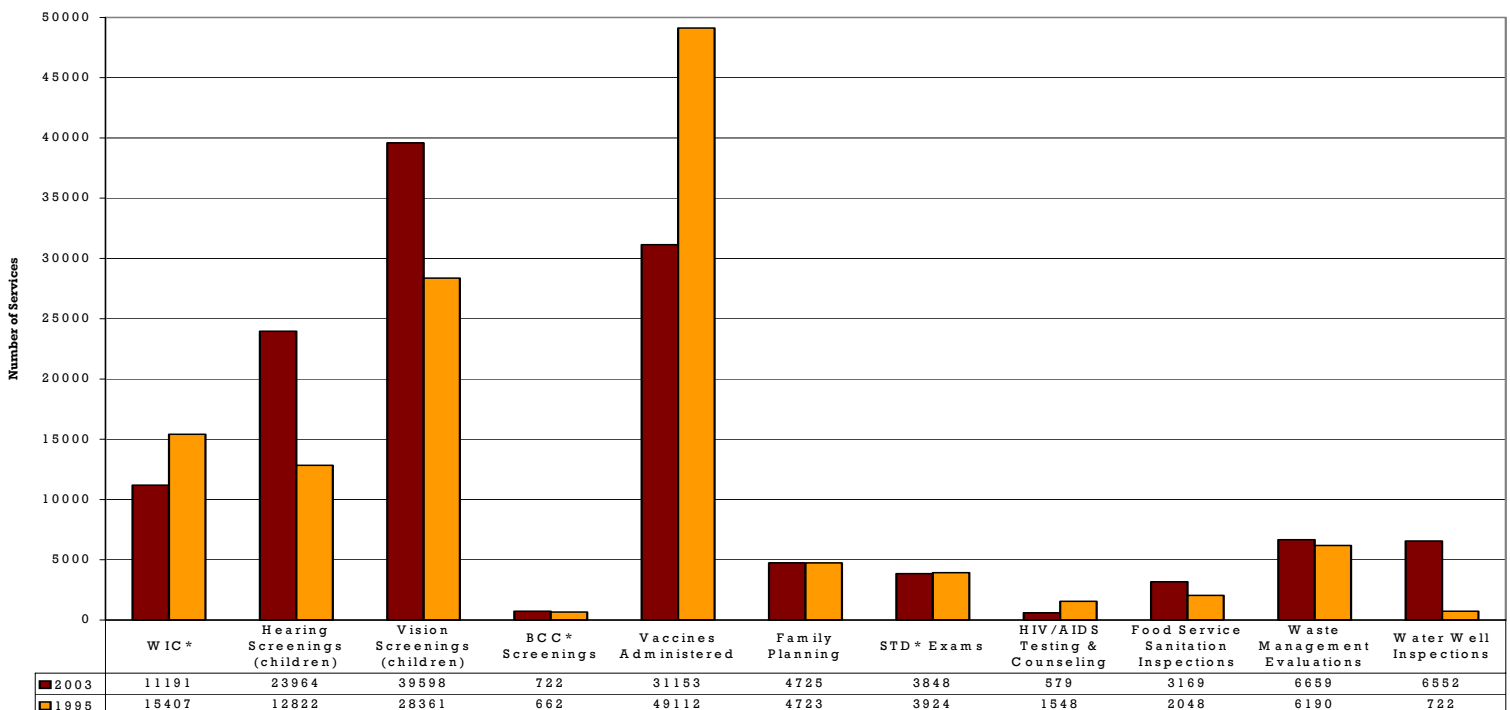
	1995	1996	1997	1998	1999	2000	2001	2002
Children								
Infant Mortality (over-all rate) ²	11.4	12.1	12.8	11.7	12.4	12.3	9.3	13.1
Child abuse (# of referrals) ³	8226	8128	8712	9404	7277	5686	5443	5095
Child Poverty ⁴ (% of children under age 18)	25.2 (1990)	*	*	*	*	22.7 (2000)	*	*
Youth								
Suicide (# under age 25) ⁵	6	11	8	9	7	4	6	6
High school dropout rate ⁶	5.32	4.31	4.77	4.14	3.89	3.99	3.44	3.25
Substance abuse (treatment admissions) ⁷	534	445	388	527	542	209	167	535
Teenage births ⁸	68.6	65.3	64.7	58.0	61.5	56.3	51.9	48.8
Adults								
Unemployment rate ⁹	6.8	6.3	5.5	5.9	5.6	5.5	7.6	8.6
Average weekly wages ¹⁰	\$605.69	\$615.59	\$648.04	\$665.90	\$687.67	\$672.62	\$674.38	\$688
Health insurance coverage ¹¹	*	90%	*	*	*	88%	*	*
Older Adults								
Poverty, aged 65+ ¹²	10% (1990)	*	*	*	*	3.8% (2000)	*	*
All Ages								
Homicide rate ¹³	11.1	11.5	7.3	9.1	11.7	10.1	9.5	9.0
Alcohol-related highway deaths ¹⁴	34	33	43	36	27	34	20	20
Affordable housing (average rent) ¹⁵	\$460	\$467	\$474	\$508	\$521	\$534	\$547	\$568
Food stamp cases ¹⁶	27,470	25,007	22,162	20,181	16,465	17,017	20,000	22,006
Asthma (# of hospital discharges) ¹⁷	1179	1054	1026	905	793	770	778	700

Footnotes/Sources: * = Data not available. ¹Adapted from the Fordham Institute for Innovation in Social Policy's Annual Index of Social Health. ²Number of infant deaths per 1,000 live births, Genesee County Health Department (GCHD) & Michigan Department of Community Health (MDCH). ³Michigan Family Independence Agency. ⁴U.S. Census Bureau, Census 2000 Supplementary Survey. ⁵Number of suicide deaths, MDCH. ⁶Genesee Intermediate School District. ⁷Number of treatment admissions under age 18 to funded programs, GCHD (reporting methodology changed after 1999). ⁸Live birth rates by age of mother 15-19, MDCH. ⁹Michigan Department of Career Development (MDCD), Employment Service Agency. ¹⁰3rd quarter average weekly wages for all industry divisions, MDCD. ¹¹Estimated percentage of population with private or public medical insurance, Greater Flint Health Coalition. ¹²U.S. Census Bureau, Census 2000 Supplementary Survey. ¹³Age-adjusted rate (U.S. 2000 standard) of homicide deaths per 100,000 population, MDCH. ¹⁴Michigan Office of Highway Safety Planning. ¹⁵Fair market rent for all 2-bedroom living units, HUD. ¹⁶Average number of food stamp cases per month, Michigan Family Independence Agency. ¹⁷MDCH.

Toward Assuring the Public's Health in 2003...

- Accepted a grant award from the Michigan Department of Environmental Quality to support our active Bathing Beach Monitoring Program.
- Conducted three 7-week certified food manager courses and instructed 260 food service workers from 99 restaurants at our monthly food workers class.
- Increased attendance in HIV Regional Training for substance abuse treatment and prevention practitioners and other professionals by 45%.
- Expanded capacity to provide HIV Early Intervention Program services to more clients in contractor substance abuse treatment programs.
- Collaborated with the Great Lakes Addiction Technology Transfer Center to design and implement a system change initiative related to the adoption of evidenced-based practices to improve client outcomes and better leverage resources.
- Increased services to WIC clients through clinic sites consolidation and expansion of service hours.
- Produced the Sexually Transmitted Disease (STD) educational video "Loving Safely," which won a gold AADY award in the Public Service Broadcasting category from the Flint American Advertising Federation.
- Decreased the county Tuberculosis rate from 2.5 per 100,000 (11 cases) in 2002 to 1.6 per 100,000 (7 cases) in 2003 through improved staffing, direct observational therapy, improved reporting and follow-up and computerized tracking.
- Appointed an internal Emergency Preparedness Coordinator to focus federal, state and regional resources on preparing Genesee County to respond to a public health emergency.
- Partnered with the Prevention Research Center of Michigan in the funding, design, and conduct of the "Speak to Your Health! Community Survey" of a representative sample of Genesee County residents.
- Implemented the Medatrac Information System and its integrated medical records imaging and automated patient registration, scheduling and billing components.
- Selected as a recipient of a HealthPlus of Michigan Rainmaker Award for work to assist physician practices in providing data to the Michigan Childhood Immunization Registry.

Genesee County Health Department - Selected Services



*WIC data is shown as average monthly participants *BCC: Breast and Cervical Cancer *STD: Sexually Transmitted Disease



Genesee County Health Department

Floyd J. McCree Courts & Human Services Center
 630 S. Saginaw Street
 Flint, MI 48502

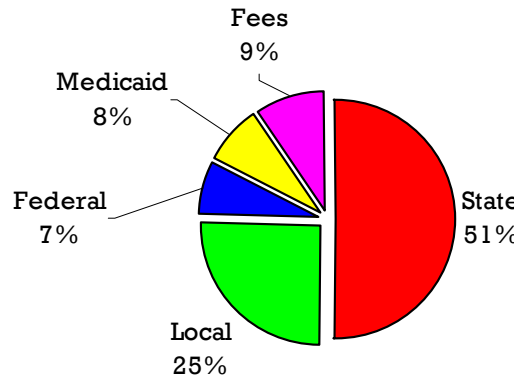
Presorted Standard
 U.S. Postage
PAID
 Saginaw, MI 48603
 Permit No. 487

Annual Report 2003

Health Officer: Robert Pestronk
 Medical Director: Gary Johnson, M.D.
 Editor: John McKellar
 Design: April Carpenter

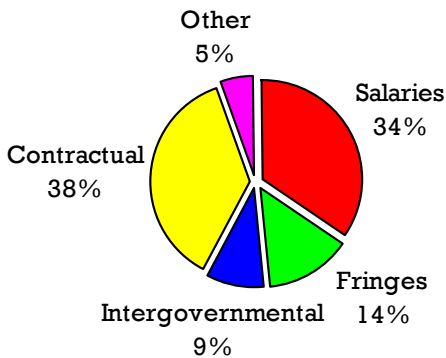
Air Quality Program - Breast & Cervical Cancer Control Program (BCCCP) - Childhood Lead Poisoning Prevention Program - Children's Special Health Care Services (CSHCS) - Communicable Diseases/Tuberculosis Control - Daycare Centers & Foster Homes Inspections - Early On - Epidemiology - Family Planning - Family Practice/General Medicine - Food Service Sanitation - Friendly Access Project - Genesee County Healthy Start Initiative - General Complaints (Nuisances, Rats, & Unsanitary Conditions) - Health Care Outreach & Enrollment - Hearing & Vision Screening - HIV/AIDS Prevention and Treatment - HIV Counseling/Testing - HUD Grant Lead Abatement Program - Immunizations - Infant Mortality Review - Laboratory - Medical Examiner - Michigan Childhood Immunization Registry (MCIR) - Minority Health Program - Mobile Home Park Inspections - On-Site Sewage Disposal Monitoring - Programs to Reduce Infant Deaths Effectively (PRIDE) - Racial and Ethnic Approaches to Community Health (REACH) - Recreation Sanitation - Residential and Type III Water Well Inspections - School Health Services - Sexually Transmitted Disease Program - Waste Management Evaluations - Substance Abuse Prevention and Treatment - Tobacco Reduction/Enforcement - Water Supply (Public Wells and Surface Water) Monitoring - Women, Infants and Children (WIC) Program

2003 Budget



Source	Amount
State	\$11,674,695
Local	5,890,531
Federal	1,665,725
Medicaid	1,897,459
Fees	2,213,345
Total	\$23,341,755

Expenses



Category	Amount
Salaries	\$8,052,905
Fringes	3,253,722
Intergovernmental	2,127,339
Contractual	8,698,779
Other	1,209,010
Total	\$23,341,755

Expenses by Function

