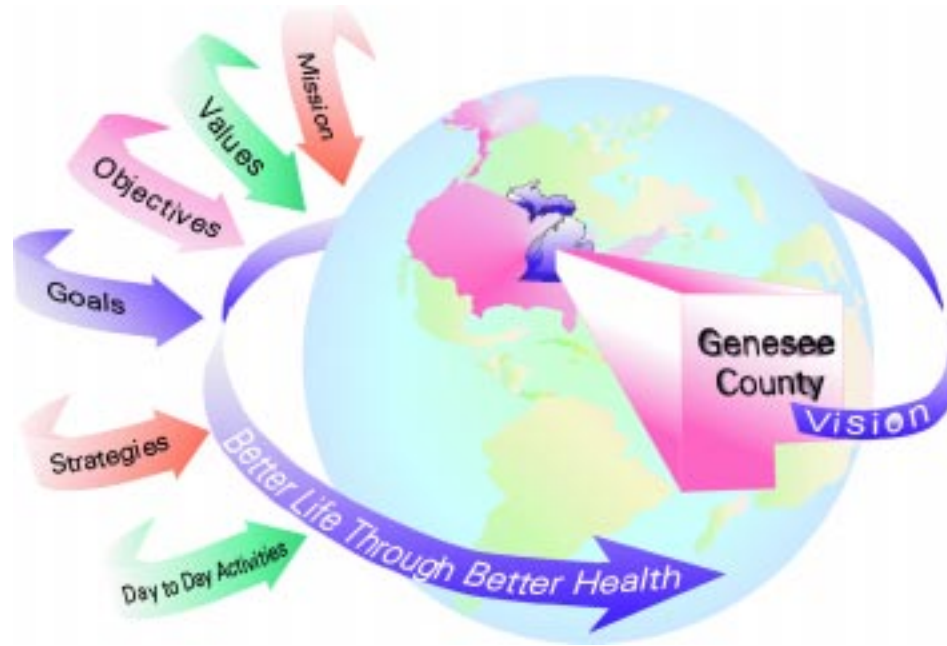


# Better Life Through Better Health



*Genesee County Health Department*

1997-1998 Annual Report

## Our Vision

Better Life Through Better Health

## Our Mission

The community's health is our mission: to improve the quality of life by preventing disease, promoting health, and protecting the environment. We will accomplish this by collaborating with and empowering the community and its members consistent with our assessment, policy development, and assurance responsibilities.

## Our Values and Principles

<i>Cooperation</i> -	Work with others to resolve existing problems and keep new ones from developing.
<i>Humanity</i> -	Treat others with dignity, respect, and confidentiality. Build trust.
<i>Efficiency</i> -	Provide convenient, friendly, cost effective service. Stress prevention.
<i>Positive Attitude</i> -	Build for the future, based on our community's strengths.
<i>Excellence</i> -	Strive for the best in our community and as staff.
<i>Responsibility</i> -	To the public we serve, to the government of which we are part, and to staff.

## Our Goal

To improve health status in Genesee County through prevention and intervention.

## Core Functions of Public Health

The Institute of Medicine's report on *The Future of Public Health* list assessment, policy development, and assurance as essential functions of public health.

<i>Assessment</i> -	Regular, systematic collection, analysis, and reporting of data on community health status and needs, health systems, health outcomes and processes, and epidemiological studies.
<i>Policy Development</i> -	Setting the framework of expectations and incentives for the structure, process and health outcomes desired by the community.
<i>Assurance</i> -	Making certain that elements necessary for a healthy community and the protection of the public's health are available and accessible to all persons in the community.

Excellence in the performance of these functions requires a partnership among local, state, and national public health agencies, public non-profit and private agencies, universities, community-based organizations and groups, elected officials, and the public at large.

# Health Outcome Objectives

Responding to the challenges of a rapidly changing health care environment, we have assessed our strengths, weaknesses, opportunities, and threats. Our strategic plan includes four health outcome objectives which will orient our work for the next five years.

## 1. Decrease the infant mortality rate (especially the disparity among racial groups).\*

	1993	1994	1995	1996
Overall	10.3	14.5	11.4	12.1
White	6.5	9.6	8.7	9.2
Black	19.2	25.1	17.2	20.0

## 2. Decrease the mortality rates for intentional and unintentional injuries.\*\*

Unintentional	31	27	30	32
Homicide	14	13	16	13
Suicide	8	8	10	9

## 3. Decrease the mortality rates of selected chronic diseases.\*\*

Diabetes	17	17	15	18
Heart Disease	183	185	177	175
Stroke	29	31	31	30
Cancer	149	139	134	131

## 4. Decrease the rates of selected communicable diseases.\*\*

Gonorrhea	370	362	388	321
Salmonellosis	6	5	7	7
Legionnaires	0	1	1	10

\*Deaths per 1,000 births

\*\*Deaths per 100,000 persons

## Ten Leading Causes of Death - 1996

	Genesee County		Michigan		United States	
	#*	Rates**	#*	Rates*	#*	Rates**
Diseases of the Heart	1,279	293.1	27,980	293.0	733,834	276.6
Cancer	826	189.1	19,563	204.9	544,278	205.5
Stroke	246	56.6	5,748	60.2	160,431	60.5
Lung Disease	201	46.1	3,677	38.5	106,146	40.0
Accidents & Adverse Effects	154	35.3	3,062	32.1	93,874	35.4
Diabetes Mellitus	128	29.3	2,348	24.6	61,559	23.2
Pneumonia/Influenza	95	21.8	3,010	31.5	82,579	31.1
Suicide	57	13.1	1,107	11.6	30,862	11.6
Chronic Liver Disease	54	12.2	968	10.1	25,135	9.6
Homicide	51	11.7	804	8.4	20,971	7.9

\*Number of Deaths

\*\*Rates are per 100,000 population

## Number of Reported and Preventable Communicable Diseases

	1995	1996		1995	1996
AIDS	50	24	Shigellosis	3	35
Camphylobacter	19	27	Syphilis	35	21
Chickenpox	837	701	Measles	0	0
Giardiasis	41	64	Mumps	0	0
Gonorrhea	1,723	1,643	Rubella	1	0
Hepatitis B	19	10	Diphtheria	0	0
HIV	56	42	Tetanus	0	0
Influenza	3,790	8,561	Typhoid	0	0
Lice/Scabies	1,030	1,565	Polio	0	0
Salmonella	24	33			

## Other Indicators of Community Health \*

Contemporary research provides more and more information on the connectedness of physical, mental, social well being and health. Health is much more than the absence of disease. The following list of indicators also measures the public's health in Genesee County.

	1992	1993	1994	1995	1996	Trend
<b>Children</b>						
1. Infant Mortality (overall rate)	10.1	10.3	14.5	11.4	12.1	▲
2. Child Abuse (# referred cases)	N/A	N/A	740	897	906	▲
3. Children in Poverty (1-18 yrs)	14.3%(1980)	N/A	N/A	25.2% (1990)	N/A	▲
<b>Youth</b>						
4. Teen Suicide (#' 10-19 yrs)	4	4	1	2	3	---
5. High School Completion Rate	78.8	79.7	76.3	76.8	81.2	▲
6. Substance Abuse (12-17 yrs)	N/A	N/A	6,256	N/A	N/A	---
<b>Adults</b>						
7. Unemployment Rate	12.0	9.6	8.0	6.8	6.3	▼
8. Average Weekly Wages	\$535.28	\$590.87	\$617.38	\$605.69	\$615.59	▲
9. Health Insurance Coverage	N/A	N/A	N/A	N/A	90%	---
<b>Aged</b>						
10. Poverty for Persons Over 65	11% (1980)	N/A	N/A	10% (1990)	N/A	▼
<b>All Ages</b>						
11. Homicide Rate	13.2	12.5	14.8	11.5	11.7	---
12. Alcohol Related Highway Deaths	N/A	N/A	30	34	33	▲
13. Access to Affordable Housing	\$439.00	\$450.00	\$465.00	\$460.00	\$467.00	▼
14. Food Stamp Coverage	28,358	28,958	29,268	28,383	27,099	---
15. Asthma (# hospital discharges)	1,117	1,208	1,107	1,179	1,054	▼

### Footnotes/Sources:

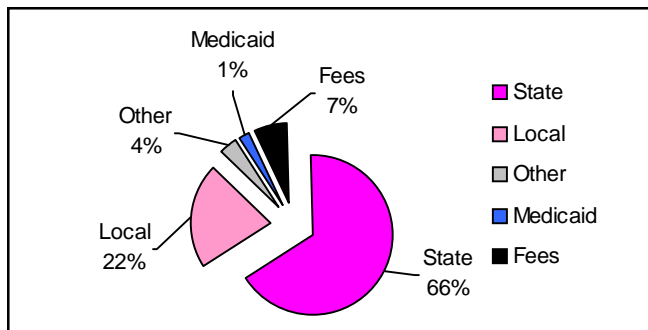
N/A = Not Available 1. Number of infant deaths per 1,000 births, Genesee County Health Department (GCHD) & Michigan Department of Community Health (MDCH) Division for Vital Records & Health Statistics 2. Total number of Children's Protective Services referrals studied by the Family Independence Agency (FIA), Genesee County 3. Percentage of population ages 1-18 years, U.S. Census 4. Number of suicide deaths, MDCH Division for Vital Records & Health Statistics 5. Percentage of 9<sup>th</sup> grade students who will complete their senior year of school and graduate, Genesee Intermediate School District 6. Prevalence of illicit drug use estimated among youth, 1994 Synthetic Estimation Study, MDCH Mental Health and Substance Abuse Services 7. Michigan Jobs Commission, Employment Services Agency 8. 3<sup>rd</sup> quarter average weekly wages for all industry divisions, Michigan Jobs Commission Labor Market Information 9. Estimated percentage of population with private or public medical insurance, 90% of Genesee County population/Lewin Report 10. U.S. Census 11. Rate of homicide deaths per 100,000 population, MDCH Division for Vital Records & Health Statistics 12. Michigan Office of Highway Safety Planning 13. Fair Market Rent for all 2 bedroom living units as calculated by the US Dept. of Housing & Human Services, Genesee County Metropolitan Planning Commission (GCMPC) 14. Number of food stamp cases, FIA, Genesee County 15. Division of Chronic Disease and Injury Control, MDCH.

\*The list of social health indicators used here was adapted from the Fordham Institute for Innovation in Social Policy's Annual Index of Social Health. The Institute developed the Index of 12 diverse indicators to assess and monitor the U.S. social health over time. The Institute has monitored the social health of the nation over the past eight years.

**Genesee County Health Department  
Financial Status Report  
October 1, 1996 - September 30, 1997**

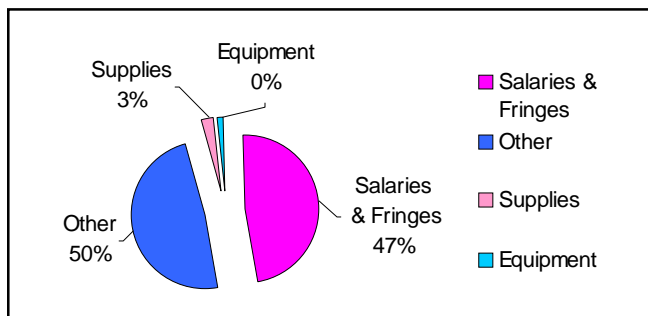
**Revenues**

State	11,030,861
Local	3,700,817
Other	664,194
Medicaid	94,630
Fees	1,130,024
<b>Total</b>	<b>16,620,525</b>



**Expenditures**

Salaries & Fringes	7,787,800
Other	8,305,195
Supplies	452,459
Equipment	75,072
<b>Total</b>	<b>16,620,525</b>



**How to contact us:**

Administration	257-3585
Behavioral Health Division	341-7660
Community Health Division	257-3136
Environmental Health Division	257-3603
Personal Health Division	257-3132



Robert M. Pestronk, M.P.H.  
Health Officer

Gary K. Johnson, M.D., M.P.H.  
Medical Director

Genesee County Health Department  
630 South Saginaw Street  
Flint, MI 48502